



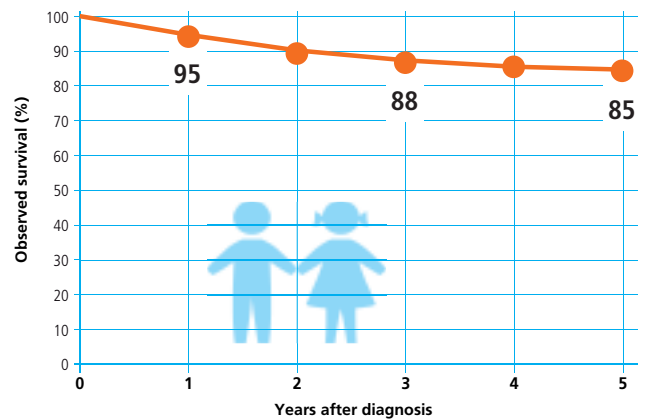
## TUMORI MALIGNI NEGLI ADOLESCENTI (15-19 ANNI)

### MALIGNANT NEOPLASMS IN ADOLESCENTS (15-19 YEARS)

- **Sopravvivenza a 1 anno** dalla diagnosi: 95%  
**a 5 anni** dalla diagnosi: 85%
- **Sopravvivenza a 5 anni dalla diagnosi per area**  
Nord: 84% Centro: 91% Sud: 82%
- **Leucemie (ICCC I) sottotipi: sopravvivenza a 5 anni**
  - **Ia** - leucemie linfoidi: 62% • **Ib** - leucemie mieloidi acute: 72%
  - **Ic** - malattie mieloproliferative croniche: 92%
  - **Id, Ie** - altre e non specificate: 81%
- **Linfomi (ICCC II) sottotipi: sopravvivenza a 5 anni**
  - **Ila** - linfoma di Hodgkin: 95% • **Ilb** - linfoma non Hodgkin: 80%
  - **Ilc** - linfoma di Burkitt: 87% • **Ild** - reticolioistocitosi maligne: 80%
  - **Ile** - linfomi non specificati: 90%
- **Altre neoplasie maligne (ICCC III-XII): sopravvivenza a 5 anni**
  - **III** - sistema nervoso centrale: 72% • **IV** - sistema nervoso simpatico: 50%
  - **V** - retinoblastoma: 100% • **VI** - rene: 88%
  - **VII** - fegato: 40% • **VIII** - osso: 66% • **IX** - tessuti molli: 69%
  - **X** - gonadici e a cellule germinali: 94% • **XI** - carcinomi e melanoma: 93%
  - **XII** - altri e non specificati: 80%

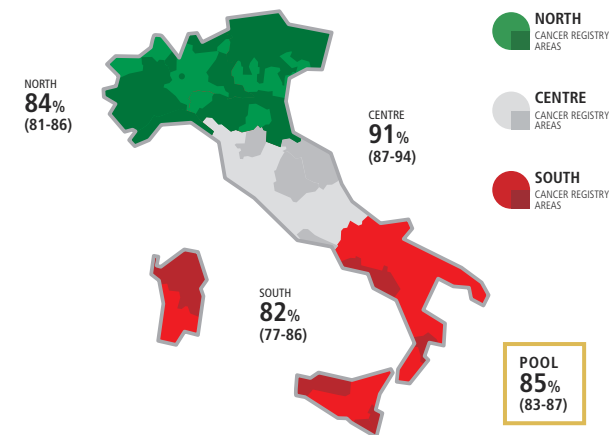
ALL MALIGNANT NEOPLASMS 15-19 YEARS MALE & FEMALE

OBSERVED SURVIVAL (%), 2000-2004  
POOL OF 28 CANCER REGISTRIES



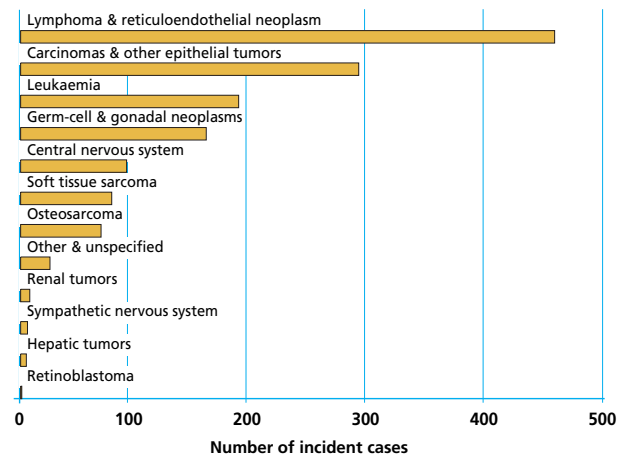
ALL MALIGNANT NEOPLASMS 15-19 YEARS MALE & FEMALE

5-YEAR OBSERVED SURVIVAL (%)  
BY GEOGRAPHICAL AREA, 2000-2004  
POOL OF 28 CANCER REGISTRIES



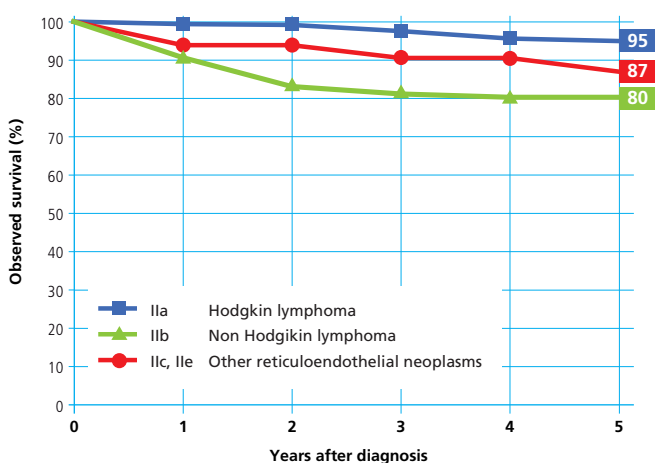
MALIGNANT NEOPLASMS 15-19 YEARS MALE & FEMALE

NUMBERS OF CASES BY TUMOUR TYPE, INCIDENCE 2000-2004  
POOL OF 28 CANCER REGISTRIES



LYMPHOMAS 15-19 YEARS MALE & FEMALE

OBSERVED SURVIVAL (%) BY SUB-TYPE, 2000-2004  
POOL OF 28 CANCER REGISTRIES



OTHER SELECTED NEOPLASMS 15-19 YEARS MALE & FEMALE

5-YEAR OBSERVED SURVIVAL (%) BY SUB-TYPE, 2000-2004  
POOL OF 28 CANCER REGISTRIES

