



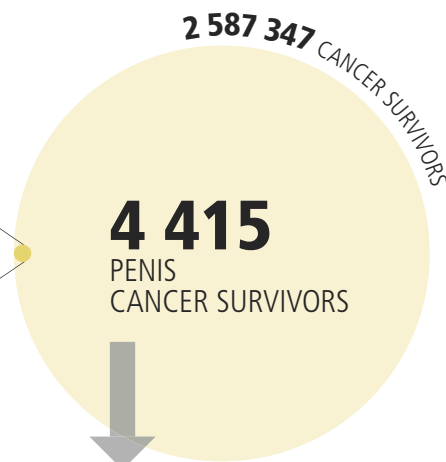
Pool of Italian Cancer Registries - 1 January 2010

PENE PENIS

(ICD-10 C60)

COMPLETE PREVALENCE BY YEARS SINCE DIAGNOSIS

YEARS →	≤2	(2 - 5]	(5 - 10]	(10 - 15]	(15 - 20]	> 20
No. →	845	783	1 078	706	375	628
% →	19%	18%	24%	16%	8%	14%
PROPORTION PER 100 000 →	3	3	3	2	1	2

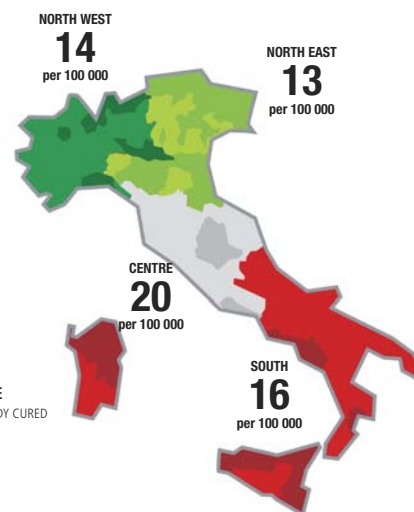


COMPLETE PREVALENCE BY SEX, MACRO-AREA, AND AGE

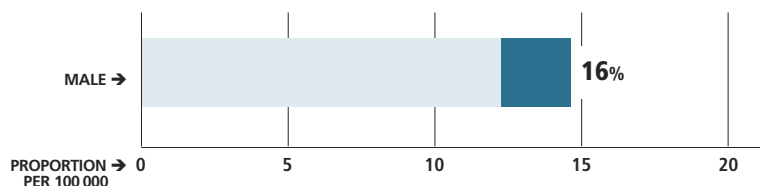
(PROPORTION PER 100 000)

AGE CLASS →	0-44	45-59	60-74	75+	ALL AGES
MALE					
NORTH WEST	1	6	29	79	14
NORTH EAST	1	8	33	71	13
CENTRE	1	20	41	96	20
SOUTH	1	15	46	80	16
POOL	1	11	36	78	15

ALREADY CURED
at 1 JANUARY 2010
711 (16%)



COMPLETE PREVALENCE AND PROPORTION OF ALREADY CURED SURVIVORS BY SEX



MALE
ALREADY CURED

- NORTH WEST
CANCER REGISTRY AREAS
- NORTH EAST
CANCER REGISTRY AREAS
- CENTRE
CANCER REGISTRY AREAS
- SOUTH
CANCER REGISTRY AREAS

COMPLETE PREVALENCE
Overall number (or proportion) of cancer survivors.

TIME TO CURE
Time span after cancer diagnosis necessary to eliminate excess mortality due to cancer. It is measured as the time necessary to reach a 5-year conditional relative survival (that is the probability to survive additional five years) >95%.

ALREADY CURED SURVIVORS
Patients who have survived longer than time to cure.

CURE FRACTION
Proportion of cancer patients who are expected to reach the same death rates of the general population and will not die as a result of their cancer.

CURE FRACTION AND TIME TO CURE BY AGE AT DIAGNOSIS AND SEX FOR CANCER PATIENTS DIAGNOSED IN ITALY IN 1985-2009

AGE AT DIAGNOSIS	CURE FRACTION %		AGE AT DIAGNOSIS	TIME TO CURE YEARS	
	MALE			MALE	
0 - 44	66%		0 - 44	11	
45 - 59	55%		45 - 59	15	
60 - 74	41%		60 - 74	19	
75+	34%		75+	22	