



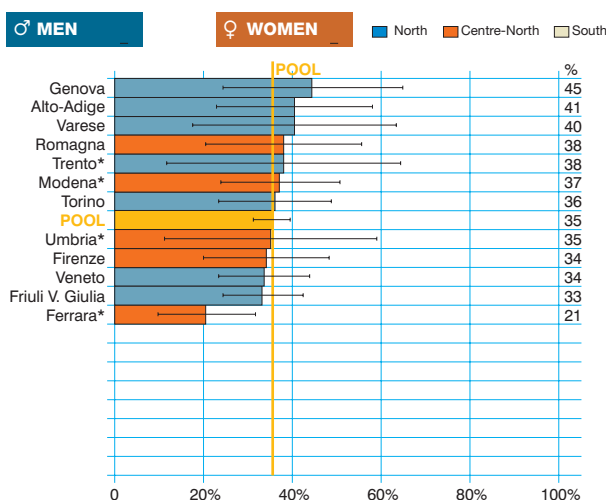
Oropharynx cancer (ICD-10 = C09-10)

Tumore dell'orofaringe

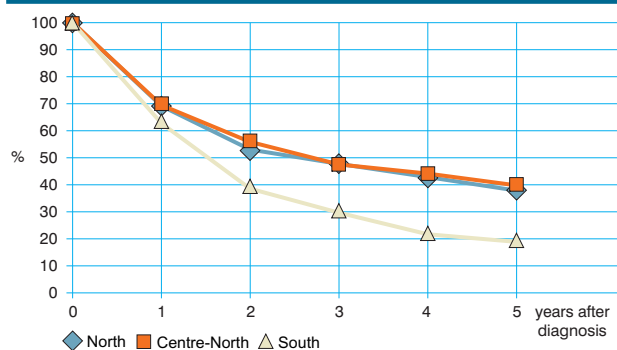
Observed and relative survival (%) by sex and age. Data from the Pool of Italian Cancer Registries follow-up 31.12.2003

	15-44		45-54		55-64		65-74		75+		ALL	
	obs	rel	obs	rel	obs	rel	obs	rel	obs	rel	obs	rel
♂ MEN (n)	(53)		(225)		(316)		(294)		(113)		(1 001)	
1 year	79	79	76	76	76	77	65	67	52	56	70	72
3 years	56	56	48	49	50	52	39	42	29	38	44	47
5 years	54	55	38	39	41	43	28	33	18	29	35	39
95% CI	(41-68)	(41-68)	(31-44)	(32-45)	(35-46)	(38-49)	(23-33)	(27-39)	(11-26)	(17-40)	(32-38)	(36-42)
♀ WOMEN (n)	(15)		(51)		(66)		(56)		(38)		(226)	
1 year	87	87	88	88	79	79	79	80	55	59	77	79
3 years	80	80	55	55	63	64	64	66	32	39	57	60
5 years	67	67	45	46	59	60	45	48	21	30	46	50
95% CI	(43-91)	(43-91)	(31-59)	(32-59)	(47-71)	(48-72)	(32-58)	(34-62)	(8-34)	(12-49)	(40-53)	(43-57)
ALL (n)	(68)		(276)		(382)		(350)		(151)		(1 227)	
1 year	81	81	78	78	76	65	67	69	53	57	72	73
3 years	61	62	50	50	52	54	43	47	30	38	47	50
5 years	57	57	39	40	44	46	31	36	19	30	37	41
95% CI	(45-69)	(45-69)	(33-45)	(34-46)	(39-49)	(41-52)	(26-36)	(30-41)	(13-25)	(20-40)	(34-39)	(38-44)

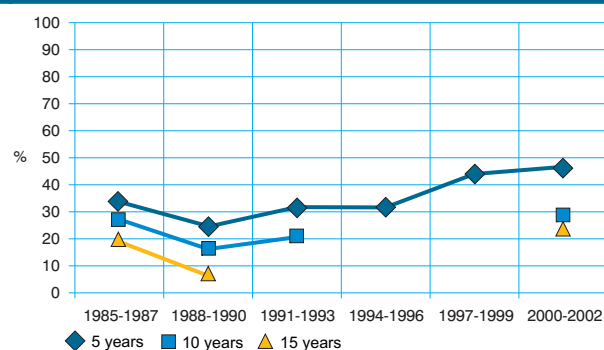
Five-year age-standardised relative survival



Relative survival by Italian Areas



Trend of relative survival Pool of some Italian Registries



➔ Ulteriori dati sono disponibili presso: www.registri-tumori.it