



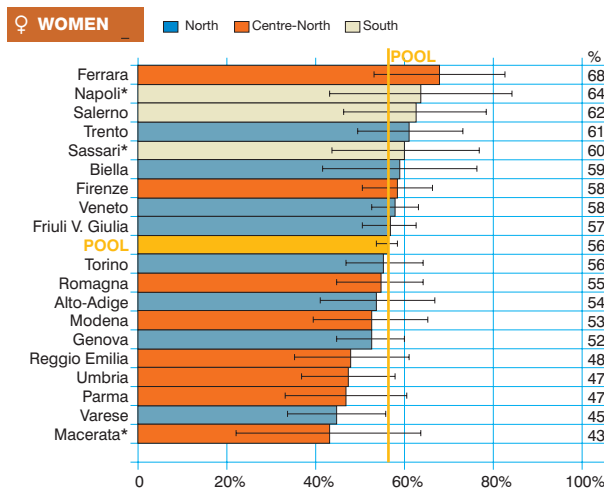
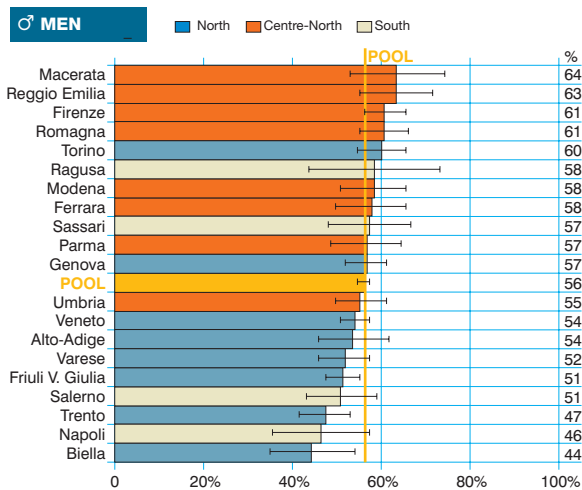
Head & neck cancer (ICD-10 = C01-06, 09-13, 30-32)

Tumori della testa e del collo

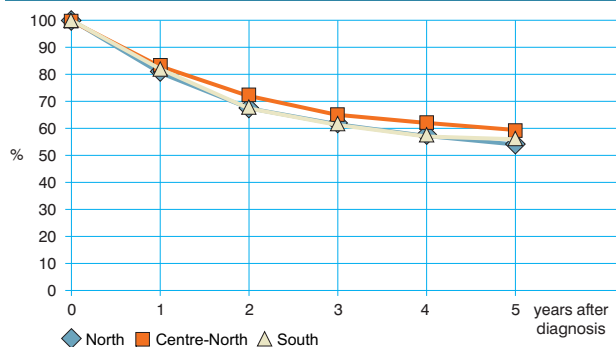
Observed and relative survival (%) by sex and age. Data from the Pool of Italian Cancer Registries follow-up 31.12.2003

	15-44		45-54		55-64		65-74		75+		ALL	
	obs	rel	obs	rel	obs	rel	obs	rel	obs	rel	obs	rel
♂ MEN (n)	(501)		(1 876)		(3 379)		(3 541)		(1 634)		(10 931)	
1 year	86	86	86	86	85	86	81	83	70	77	82	84
3 years	67	67	64	65	65	67	59	65	44	58	60	65
5 years	62	62	56	57	56	59	49	57	32	52	50	58
95% CI	(57-66)	(58-67)	(53-58)	(55-59)	(54-58)	(58-61)	(47-50)	(55-59)	(30-34)	(48-55)	(49-51)	(56-59)
♀ WOMEN (n)	(184)		(301)		(518)		(662)		(685)		(2 350)	
1 year	90	90	88	89	85	85	81	82	64	69	79	81
3 years	71	71	70	71	69	70	61	64	40	51	58	63
5 years	67	68	64	65	63	65	51	55	30	45	50	58
95% CI	(60-74)	(61-74)	(58-69)	(59-70)	(59-67)	(61-69)	(47-55)	(51-60)	(26-33)	(40-51)	(48-52)	(56-60)
ALL (n)	(685)		(2 177)		(3 897)		(4 203)		(2 319)		(13 281)	
1 year	87	87	86	86	85	74	81	83	69	75	81	83
3 years	68	68	65	66	65	67	60	65	43	56	60	65
5 years	63	64	57	58	57	60	49	57	31	50	50	58
95% CI	(59-67)	(60-67)	(55-59)	(56-60)	(55-58)	(59-62)	(47-50)	(55-59)	(29-33)	(47-53)	(49-51)	(57-59)

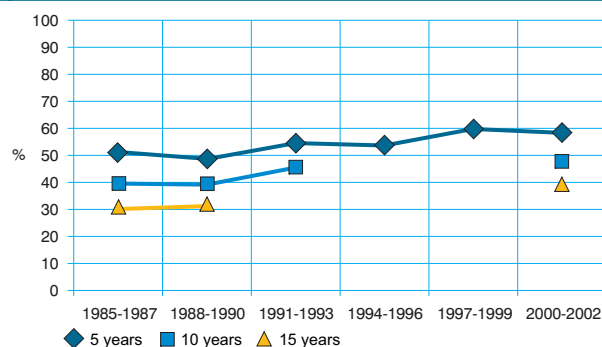
Five-year age-standardised relative survival



Relative survival by Italian Areas



Trend of relative survival Pool of some Italian Registries



→ Ulteriori dati sono disponibili presso: www.registri-tumori.it