

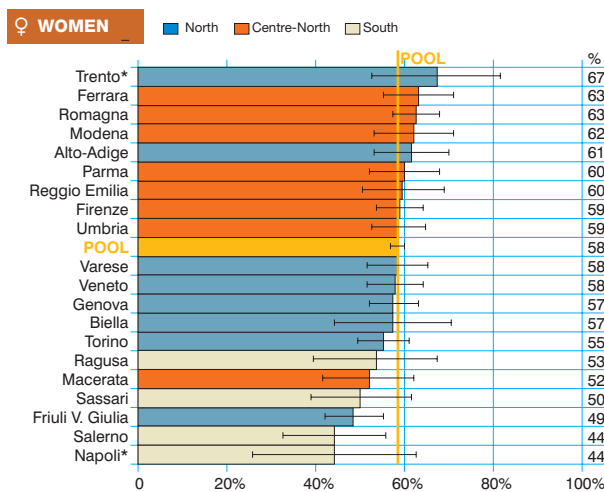
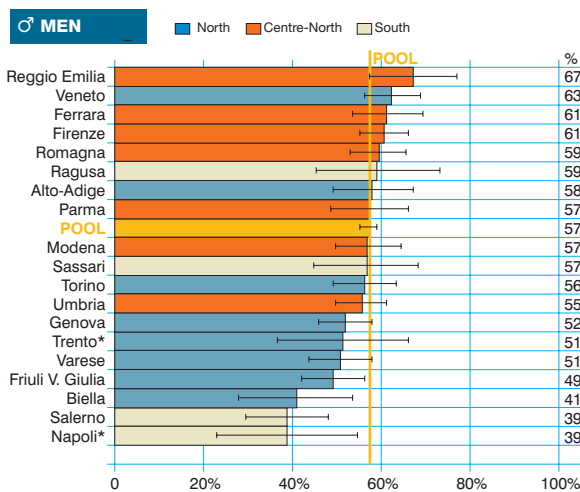
Right Colon cancer (ICD-10 = C18.0-18.4)

Tumore del colon destro

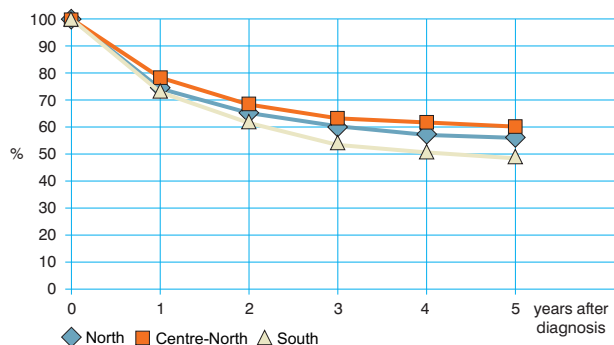
Observed and relative survival (%) by sex and age. Data from the Pool of Italian Cancer Registries follow-up 31.12.2003

	15-44		45-54		55-64		65-74		75+		ALL	
	obs	rel	obs	rel	obs	rel	obs	rel	obs	rel	obs	rel
♂ MEN (n)	(140)		(325)		(965)		(1 797)		(1 680)		(4 907)	
1 year	86	86	82	83	83	83	75	77	62	68	73	76
3 years	75	75	65	66	64	66	55	61	42	56	54	62
5 years	69	70	58	59	57	60	47	56	31	52	45	57
95% CI	(62-77)	(62-78)	(52-63)	(53-64)	(54-60)	(57-64)	(45-49)	(53-58)	(29-33)	(48-55)	(43-46)	(55-58)
♀ WOMEN (n)	(113)		(283)		(781)		(1 543)		(2 580)		(5 300)	
1 year	85	85	80	80	79	80	77	78	63	67	71	74
3 years	68	68	63	63	62	63	61	64	44	55	53	60
5 years	66	67	58	59	58	59	55	60	36	54	47	57
95% CI	(58-75)	(58-75)	(52-64)	(53-64)	(54-61)	(56-63)	(52-57)	(57-62)	(34-38)	(51-56)	(45-48)	(56-59)
ALL (n)	(253)		(608)		(1 746)		(3 340)		(4 260)		(10 207)	
1 year	86	86	81	81	81	77	76	78	63	68	72	75
3 years	72	72	64	65	63	65	58	62	43	56	53	61
5 years	68	68	58	59	57	60	51	58	34	53	46	57
95% CI	(62-74)	(63-74)	(54-62)	(55-63)	(55-60)	(58-62)	(49-52)	(56-59)	(33-35)	(51-55)	(45-47)	(56-58)

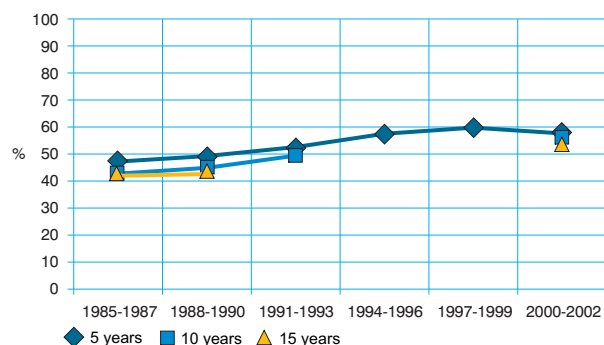
Five-year age-standardised relative survival



Relative survival by Italian Areas



Trend of relative survival Pool of some Italian Registries



→ Ulteriori dati sono disponibili presso: www.registri-tumori.it