

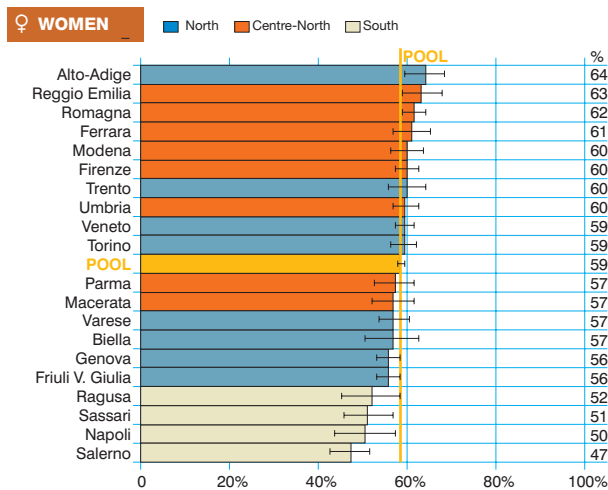
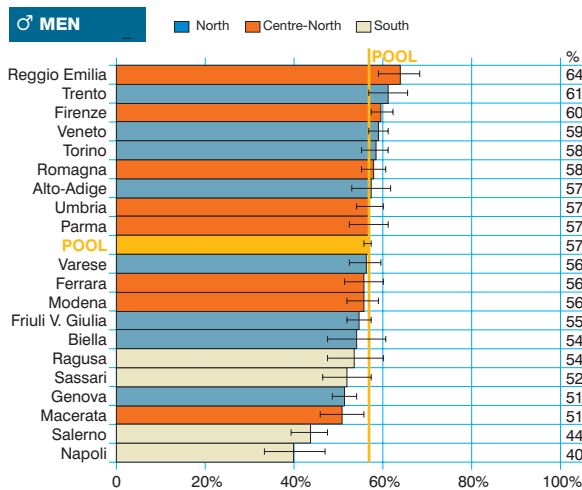
Colon rectum cancer (ICD-10 = C18-21)

Tumore del colon retto

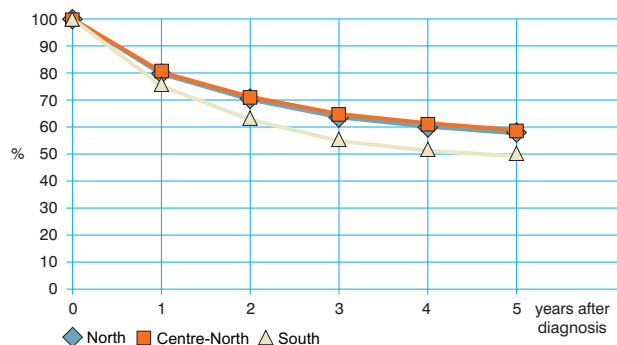
Observed and relative survival (%) by sex and age. Data from the Pool of Italian Cancer Registries follow-up 31.12.2003

	15-44		45-54		55-64		65-74		75+		ALL	
	obs	rel	obs	rel	obs	rel	obs	rel	obs	rel	obs	rel
♂ MEN (n)	(676)		(2 103)		(5 785)		(9 450)		(8 328)		(26 342)	
1 year	84	84	85	85	84	84	78	80	64	70	75	79
3 years	71	71	67	68	66	68	58	64	41	55	55	63
5 years	65	65	60	62	57	60	48	57	29	49	45	57
95% CI	(61-68)	(61-69)	(58-62)	(60-64)	(55-58)	(59-62)	(47-49)	(56-58)	(28-30)	(48-51)	(45-46)	(56-58)
♀ WOMEN (n)	(704)		(1 837)		(3 969)		(6 788)		(10 054)		(23 352)	
1 year	88	88	86	87	86	86	80	82	62	67	74	77
3 years	71	71	70	71	70	71	63	66	42	52	56	62
5 years	65	65	62	63	63	65	56	61	32	48	48	58
95% CI	(61-68)	(61-68)	(60-64)	(60-65)	(61-64)	(63-66)	(55-57)	(59-62)	(31-33)	(47-50)	(47-48)	(57-58)
ALL (n)	(1 380)		(3 940)		(9 754)		(16 238)		(18 382)		(49 694)	
1 year	86	86	86	86	84	77	79	81	63	68	75	78
3 years	71	71	69	69	67	69	60	65	41	53	56	63
5 years	65	65	61	62	59	62	51	59	31	49	46	57
95% CI	(62-67)	(62-68)	(60-63)	(61-64)	(58-60)	(61-63)	(51-52)	(58-59)	(30-31)	(48-50)	(46-47)	(57-58)

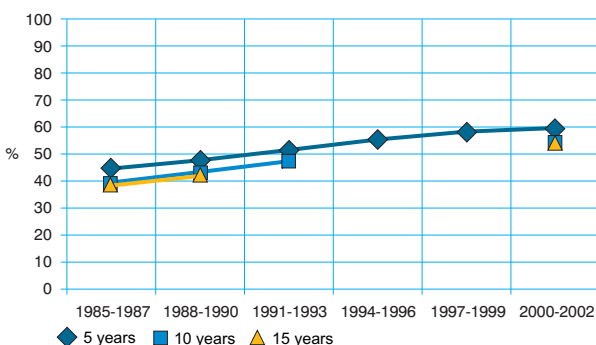
Five-year age-standardised relative survival



Relative survival by Italian Areas



Trend of relative survival Pool of some Italian Registries



→ Ulteriori dati sono disponibili presso: www.registri-tumori.it