



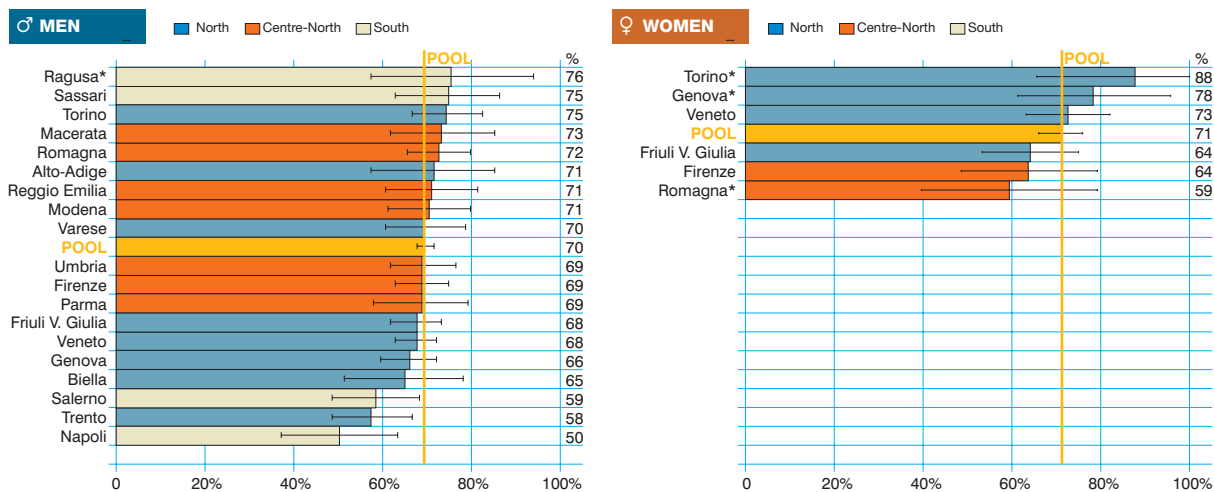
Larynx cancer
(ICD-10 = C32)

Tumore della laringe

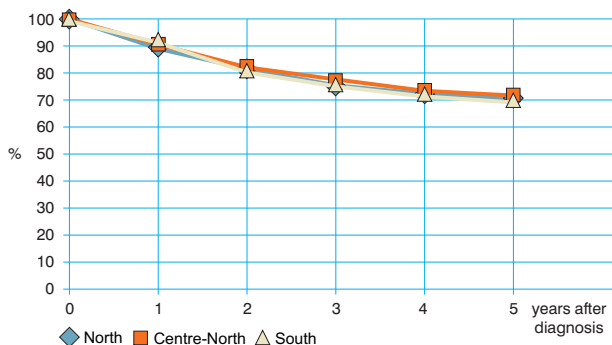
Observed and relative survival (%) by sex and age. Data from the Pool of Italian Cancer Registries follow-up 31.12.2003

	15-44		45-54		55-64		65-74		75+		ALL	
	obs	rel	obs	rel	obs	rel	obs	rel	obs	rel	obs	rel
♂ MEN (n)	(136)		(839)		(1 787)		(2 050)		(937)		(5 749)	
1 year	89	89	91	92	91	92	88	91	78	85	88	90
3 years	74	75	77	78	76	79	71	78	54	70	71	77
5 years	70	71	71	73	68	73	60	70	42	66	61	71
95% CI	(63-78)	(63-79)	(68-75)	(70-76)	(66-70)	(70-75)	(58-62)	(68-73)	(38-45)	(60-71)	(60-62)	(70-72)
♀ WOMEN (n)	(27)		(81)		(145)		(167)		(135)		(555)	
1 year	89	89	93	93	92	93	90	91	79	84	88	90
3 years	82	82	85	86	83	85	72	75	55	69	73	78
5 years	74	74	80	81	79	80	63	68	43	63	65	73
95% CI	(58-91)	(58-91)	(72-89)	(72-90)	(72-85)	(74-87)	(56-70)	(60-76)	(34-51)	(50-75)	(61-69)	(69-78)
ALL (n)	(163)		(920)		(1 932)		(2 217)		(1 072)		(6 304)	
1 year	89	89	91	92	91	81	88	91	78	85	88	90
3 years	75	76	78	79	76	79	71	77	54	70	71	77
5 years	71	71	72	74	69	73	60	70	42	65	62	71
95% CI	(64-78)	(64-78)	(69-75)	(71-77)	(67-71)	(71-75)	(58-62)	(68-73)	(39-45)	(60-70)	(61-63)	(70-73)

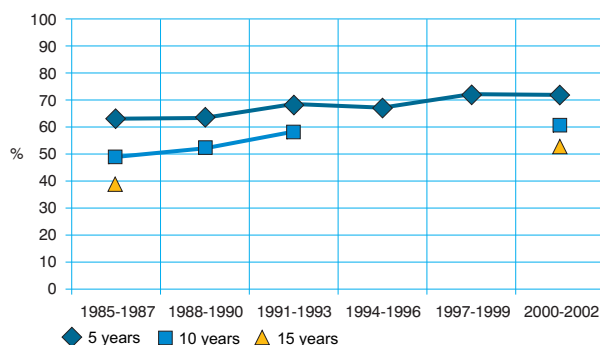
Five-year age-standardised relative survival



Relative survival by Italian Areas



Trend of relative survival Pool of some Italian Registries



→ Ulteriori dati sono disponibili presso: www.registri-tumori.it