

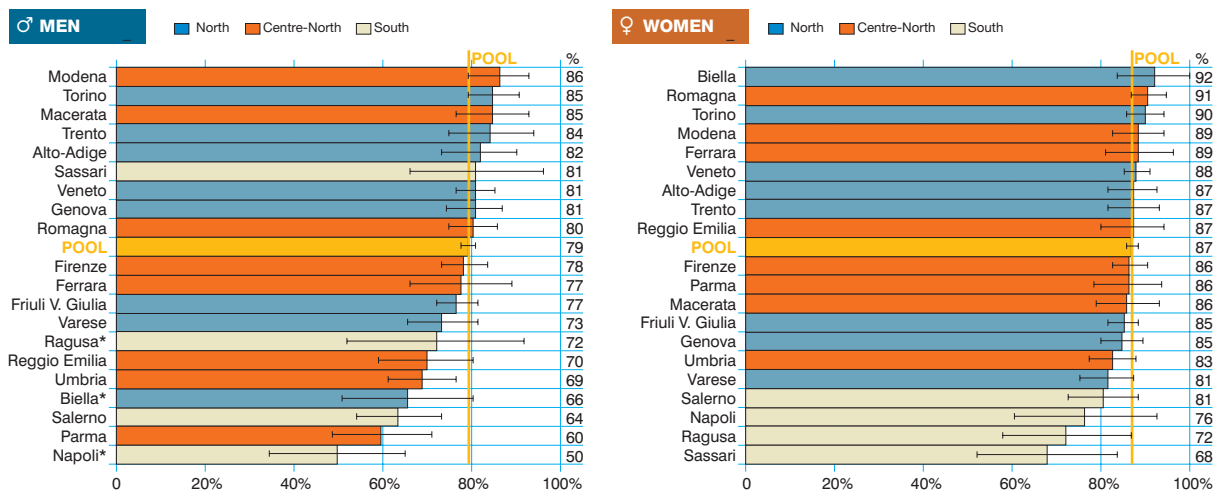
Skin melanoma (ICD-10 = C43)

Melanoma cutaneo

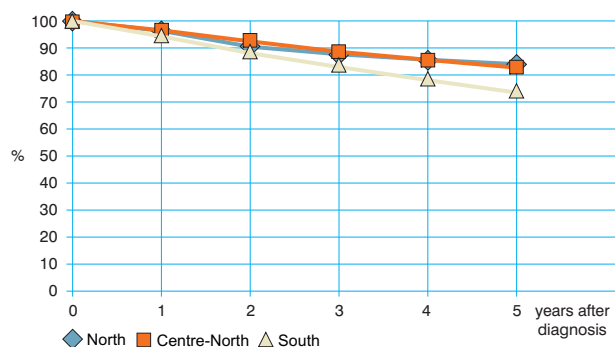
Observed and relative survival (%) by sex and age. Data from the Pool of Italian Cancer Registries follow-up 31.12.2003

	15-44		45-54		55-64		65-74		75+		ALL	
	obs	rel	obs	rel	obs	rel	obs	rel	obs	rel	obs	rel
♂ MEN (n)	(852)		(681)		(865)		(801)		(556)		(3 755)	
1 year	97	97	96	97	93	94	91	93	82	90	92	95
3 years	91	92	87	88	82	85	73	80	52	70	79	84
5 years	87	88	82	84	75	79	63	73	40	65	71	80
95% CI	(85-89)	(85-90)	(79-85)	(81-87)	(72-77)	(76-82)	(59-66)	(69-77)	(35-44)	(59-72)	(70-72)	(78-81)
♀ WOMEN (n)	(1 281)		(728)		(770)		(831)		(860)		(4 470)	
1 year	98	98	98	99	97	97	95	96	87	93	95	97
3 years	95	95	94	95	91	92	85	88	64	79	86	91
5 years	92	93	90	92	86	89	78	84	50	72	80	87
95% CI	(91-94)	(91-94)	(88-93)	(89-94)	(84-89)	(86-91)	(75-81)	(81-87)	(46-53)	(67-77)	(79-81)	(86-88)
ALL (n)	(2 133)		(1 409)		(1 635)		(1 632)		(1 416)		(8 225)	
1 year	98	98	97	98	95	96	93	95	85	92	94	96
3 years	94	94	91	92	86	88	79	84	59	75	83	88
5 years	90	91	86	88	80	84	70	79	46	70	76	84
95% CI	(89-91)	(89-92)	(84-88)	(86-89)	(78-82)	(82-86)	(68-72)	(76-82)	(43-48)	(66-74)	(75-77)	(83-85)

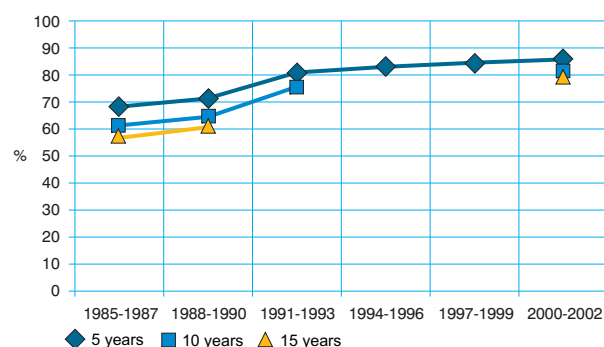
Five-year age-standardised relative survival



Relative survival by Italian Areas



Trend of relative survival Pool of some Italian Registries



➔ Ulteriori dati sono disponibili presso: www.registri-tumori.it