

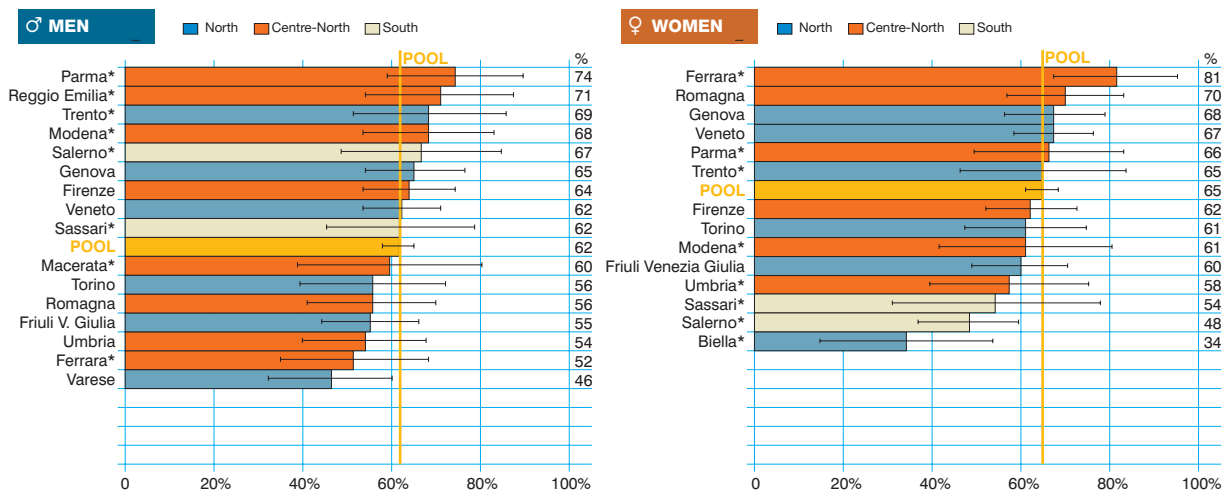
Soft tissues cancer  
(ICD-10 = C47; 49)

Tumore dei tessuti molli

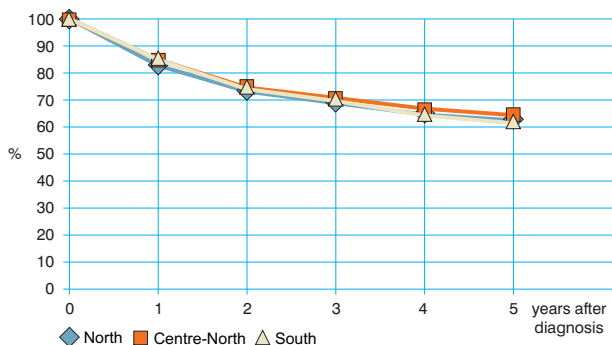
Observed and relative survival (%) by sex and age. Data from the Pool of Italian Cancer Registries follow-up 31.12.2003

	15-44		45-54		55-64		65-74		75+		ALL	
	obs	rel	obs	rel	obs	rel	obs	rel	obs	rel	obs	rel
<b>♂ MEN (n)</b>	<b>(214)</b>		<b>(133)</b>		<b>(181)</b>		<b>(234)</b>		<b>(212)</b>		<b>(974)</b>	
1 year	89	89	86	86	81	81	73	75	65	72	78	80
3 years	77	77	74	75	64	66	52	57	40	55	60	66
<b>5 years</b>	<b>70</b>	<b>71</b>	<b>71</b>	<b>72</b>	<b>57</b>	<b>60</b>	<b>45</b>	<b>53</b>	<b>28</b>	<b>49</b>	<b>53</b>	<b>62</b>
95% CI	(64-76)	(64-77)	(63-78)	(64-80)	(49-64)	(52-68)	(39-52)	(46-61)	(22-34)	(38-60)	(50-56)	(58-66)
<b>♀ WOMEN (n)</b>	<b>(169)</b>		<b>(116)</b>		<b>(130)</b>		<b>(212)</b>		<b>(236)</b>		<b>(863)</b>	
1 year	95	95	91	92	86	87	76	77	72	77	82	84
3 years	83	84	82	82	72	73	56	59	44	56	64	69
<b>5 years</b>	<b>78</b>	<b>78</b>	<b>70</b>	<b>71</b>	<b>63</b>	<b>64</b>	<b>48</b>	<b>52</b>	<b>34</b>	<b>50</b>	<b>55</b>	<b>63</b>
95% CI	(72-84)	(72-84)	(62-79)	(63-80)	(54-71)	(56-73)	(41-54)	(44-59)	(28-40)	(40-59)	(52-58)	(59-66)
<b>ALL (n)</b>	<b>(383)</b>		<b>(249)</b>		<b>(311)</b>		<b>(446)</b>		<b>(448)</b>		<b>(1 837)</b>	
1 year	91	92	88	89	83	84	74	76	68	75	80	82
3 years	80	80	78	79	67	69	54	58	42	56	62	68
<b>5 years</b>	<b>74</b>	<b>74</b>	<b>70</b>	<b>72</b>	<b>59</b>	<b>62</b>	<b>47</b>	<b>53</b>	<b>31</b>	<b>50</b>	<b>54</b>	<b>62</b>
95% CI	(69-78)	(69-79)	(65-76)	(66-78)	(54-64)	(56-67)	(42-51)	(47-58)	(27-36)	(43-57)	(51-56)	(60-65)

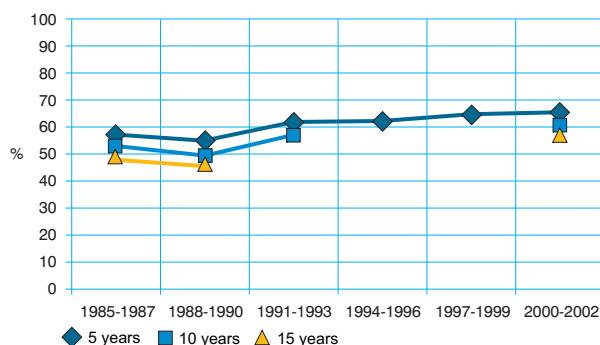
Five-year age-standardised relative survival



Relative survival by Italian Areas



Trend of relative survival Pool of some Italian Registries



→ Ulteriori dati sono disponibili presso: [www.registri-tumori.it](http://www.registri-tumori.it)