

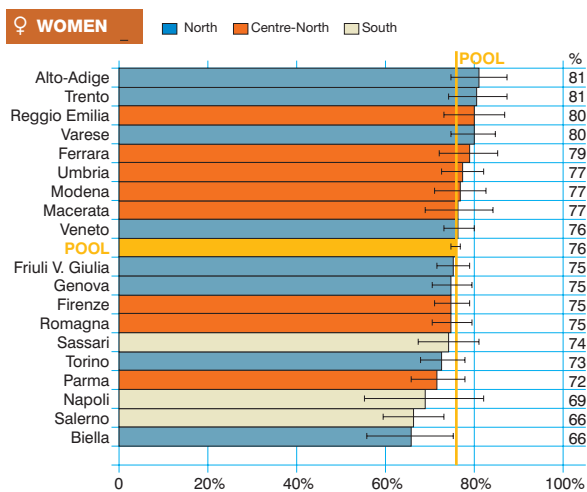
Corpus uteri cancer  
(ICD-10 = C54)

Tumore del corpo dell'utero

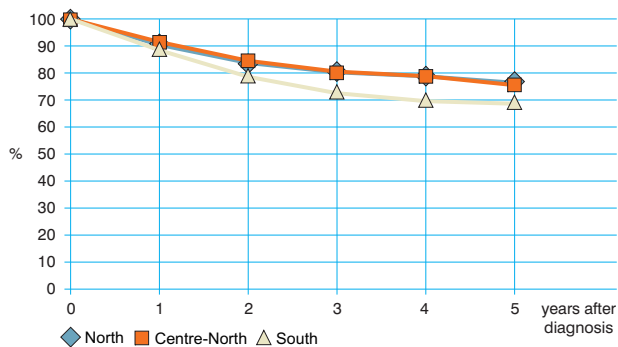
Observed and relative survival (%) by sex and age. Data from the Pool of Italian Cancer Registries follow-up 31.12.2003

	15-44		45-54		55-64		65-74		75+		ALL	
	obs	rel	obs	rel	obs	rel	obs	rel	obs	rel	obs	rel
<b>♀ WOMEN (n)</b>	<b>(276)</b>		<b>(1 206)</b>		<b>(2 376)</b>		<b>(2 441)</b>		<b>(1 830)</b>		<b>(8 129)</b>	
1 year	96	96	96	96	96	96	90	91	79	83	90	92
3 years	90	91	91	92	88	89	77	80	55	66	78	82
<b>5 years</b>	<b>87</b>	<b>87</b>	<b>88</b>	<b>90</b>	<b>83</b>	<b>85</b>	<b>71</b>	<b>76</b>	<b>43</b>	<b>61</b>	<b>71</b>	<b>79</b>
95% CI	(82-91)	(83-91)	(87-90)	(88-91)	(82-85)	(84-87)	(69-72)	(74-78)	(41-46)	(58-64)	(70-72)	(78-80)

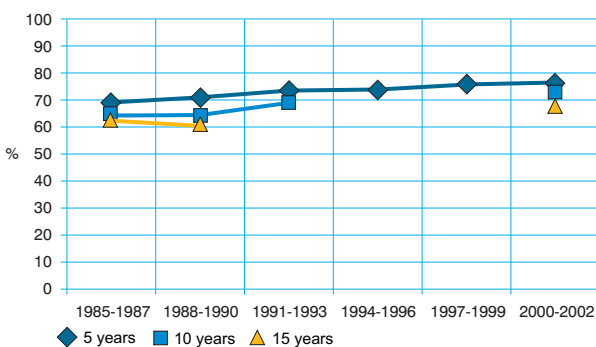
Five-year age-standardised relative survival



Relative survival by Italian Areas



Trend of relative survival Pool of some Italian Registries



→ Ulteriori dati sono disponibili presso: [www.registri-tumori.it](http://www.registri-tumori.it)