



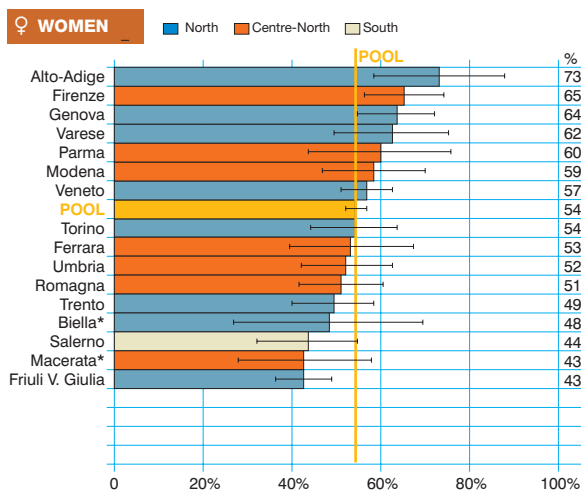
Other female genital organs (ICD-10 = C51-52, 57)

Altri genitali femminili

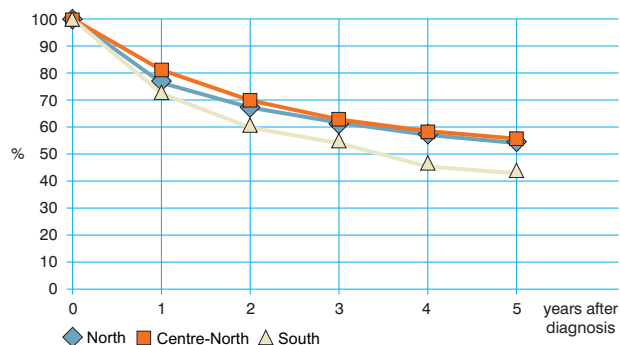
Observed and relative survival (%) by sex and age. Data from the Pool of Italian Cancer Registries follow-up 31.12.2003

	15-44		45-54		55-64		65-74		75+		ALL	
	obs	rel	obs	rel	obs	rel	obs	rel	obs	rel	obs	rel
♀ WOMEN (n)	(90)		(158)		(303)		(628)		(1 081)		(2 260)	
1 year	91	91	87	87	83	83	77	78	62	67	72	75
3 years	79	79	75	76	69	70	56	59	38	48	51	58
5 years	73	73	67	68	59	61	48	52	27	41	42	52
95% CI	(64-82)	(64-82)	(60-74)	(60-75)	(54-65)	(55-67)	(44-52)	(48-56)	(24-29)	(37-45)	(40-44)	(49-54)

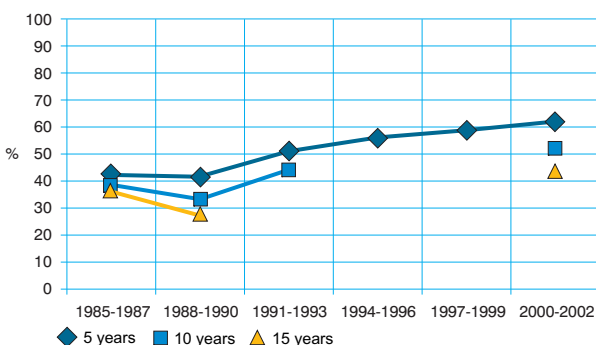
Five-year age-standardised relative survival



Relative survival by Italian Areas



Trend of relative survival Pool of some Italian Registries



→ Ulteriori dati sono disponibili presso: www.registri-tumori.it