

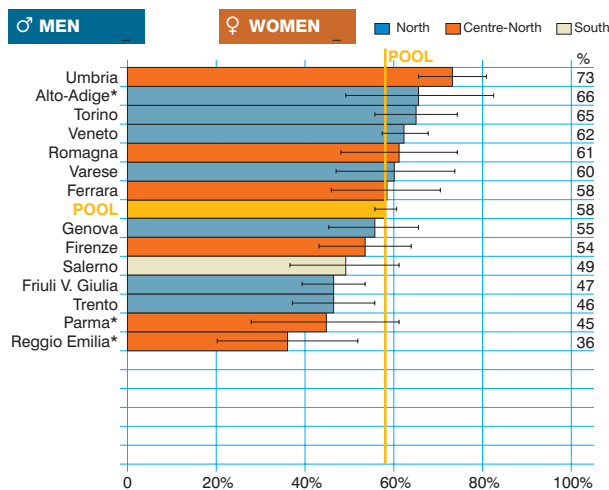
Urinary tract cancer  
(ICD-10 = C65-66, 68)

Tumore delle vie urinarie

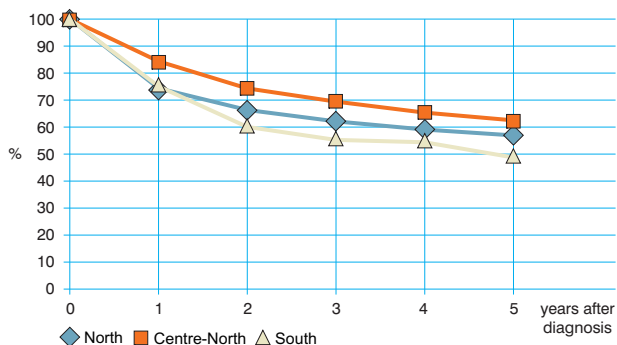
Observed and relative survival (%) by sex and age. Data from the Pool of Italian Cancer Registries follow-up 31.12.2003

	15-44		45-54		55-64		65-74		75+		ALL	
	obs	rel	obs	rel	obs	rel	obs	rel	obs	rel	obs	rel
<b>♂ MEN (n)</b>	<b>(40)</b>		<b>(93)</b>		<b>(299)</b>		<b>(545)</b>		<b>(486)</b>		<b>(1 463)</b>	
1 year	93	93	84	84	83	84	82	84	58	63	74	78
3 years	80	80	74	75	71	73	64	71	34	45	57	65
<b>5 years</b>	<b>78</b>	<b>78</b>	<b>71</b>	<b>72</b>	<b>64</b>	<b>68</b>	<b>53</b>	<b>63</b>	<b>23</b>	<b>39</b>	<b>47</b>	<b>59</b>
95% CI	(65-90)	(65-91)	(62-80)	(63-82)	(58-69)	(62-74)	(48-57)	(57-68)	(19-27)	(33-46)	(44-50)	(56-63)
<b>♀ WOMEN (n)</b>	<b>(13)</b>		<b>(30)</b>		<b>(83)</b>		<b>(167)</b>		<b>(301)</b>		<b>(594)</b>	
1 year	92	92	87	87	76	76	74	75	55	59	66	69
3 years	85	85	69	70	66	67	61	64	34	43	49	55
<b>5 years</b>	<b>85</b>	<b>85</b>	<b>66</b>	<b>66</b>	<b>61</b>	<b>63</b>	<b>54</b>	<b>58</b>	<b>24</b>	<b>36</b>	<b>41</b>	<b>50</b>
95% CI	(65-104)	(65-104)	(49-83)	(49-84)	(50-72)	(52-73)	(46-61)	(49-66)	(19-29)	(28-43)	(37-45)	(46-55)
<b>ALL (n)</b>	<b>(53)</b>		<b>(123)</b>		<b>(382)</b>		<b>(712)</b>		<b>(787)</b>		<b>(2 057)</b>	
1 year	93	93	85	85	81	81	80	82	57	62	72	75
3 years	81	81	73	74	70	72	64	69	34	44	54	62
<b>5 years</b>	<b>79</b>	<b>80</b>	<b>70</b>	<b>71</b>	<b>63</b>	<b>67</b>	<b>53</b>	<b>61</b>	<b>24</b>	<b>38</b>	<b>45</b>	<b>57</b>
95% CI	(68-90)	(69-91)	(61-78)	(63-79)	(58-68)	(62-72)	(49-57)	(57-66)	(21-26)	(33-43)	(43-47)	(54-60)

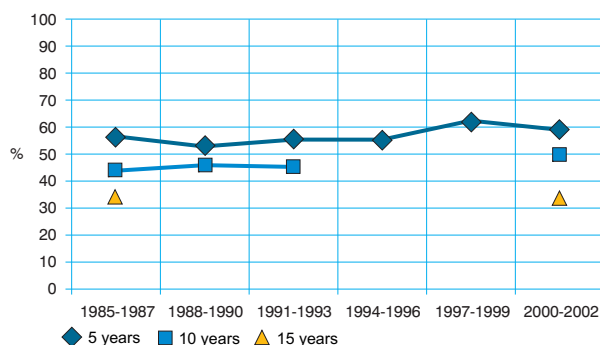
Five-year age-standardised relative survival



Relative survival by Italian Areas



Trend of relative survival Pool of some Italian Registries



→ Ulteriori dati sono disponibili presso: [www.registri-tumori.it](http://www.registri-tumori.it)