

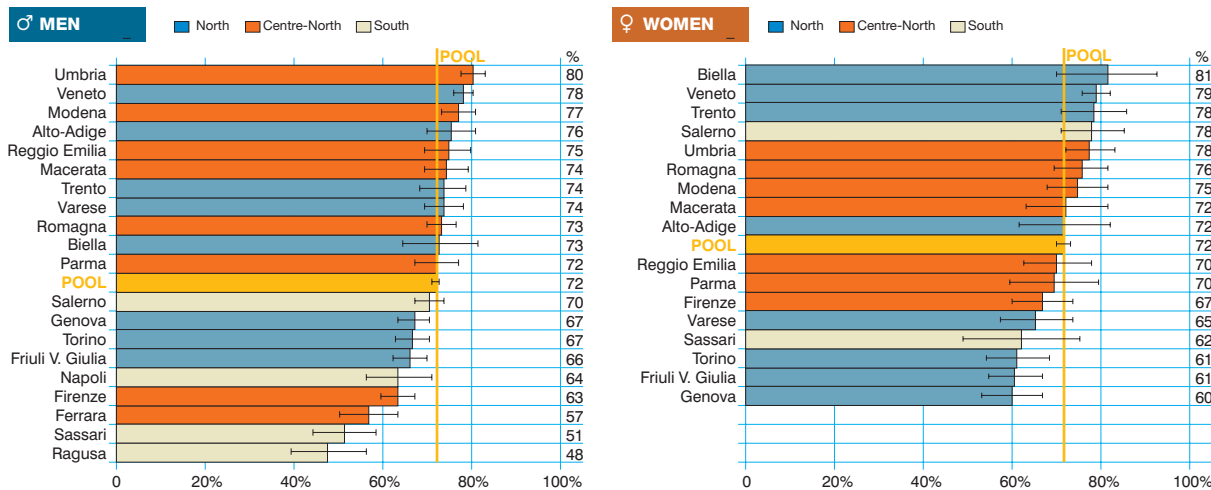
Bladder cancer (ICD-10 = C67)

Tumore della vescica

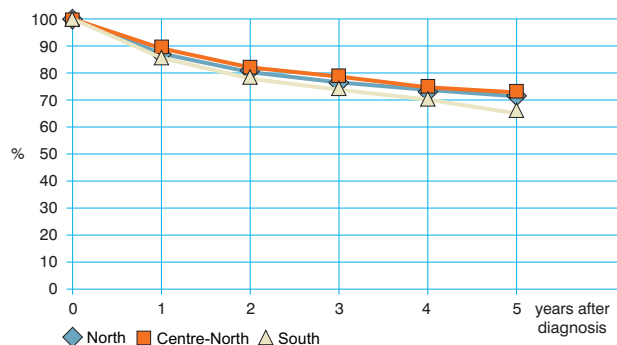
Observed and relative survival (%) by sex and age. Data from the Pool of Italian Cancer Registries follow-up 31.12.2003

	15-44		45-54		55-64		65-74		75+		ALL	
	obs	rel	obs	rel	obs	rel	obs	rel	obs	rel	obs	rel
♂ MEN (n)	(322)		(1 189)		(3 401)		(6 398)		(5 141)		(16 451)	
1 year	98	98	95	96	92	93	87	89	72	79	84	88
3 years	93	93	89	90	80	83	71	78	48	65	68	77
5 years	91	91	85	87	73	78	61	72	34	58	57	72
95% CI	(87-94)	(88-95)	(82-87)	(84-89)	(72-75)	(76-79)	(59-62)	(70-73)	(33-36)	(55-60)	(57-58)	(71-73)
♀ WOMEN (n)	(136)		(226)		(584)		(1 310)		(1 960)		(4 216)	
1 year	95	95	93	94	93	93	88	89	66	71	79	82
3 years	93	93	86	86	85	86	75	79	45	57	64	72
5 years	92	92	84	85	81	83	68	74	34	52	56	69
95% CI	(87-96)	(87-97)	(79-89)	(80-89)	(78-84)	(80-86)	(66-71)	(71-77)	(32-36)	(49-55)	(54-57)	(67-70)
ALL (n)	(458)		(1 415)		(3 985)		(7 708)		(7 101)		(20 667)	
1 year	97	97	95	95	92	94	87	89	71	77	83	87
3 years	93	93	88	89	81	83	72	78	47	63	67	76
5 years	91	92	84	86	74	79	62	72	34	56	57	71
95% CI	(88-94)	(89-94)	(82-86)	(84-88)	(73-76)	(77-80)	(61-63)	(71-73)	(33-35)	(54-58)	(56-58)	(70-72)

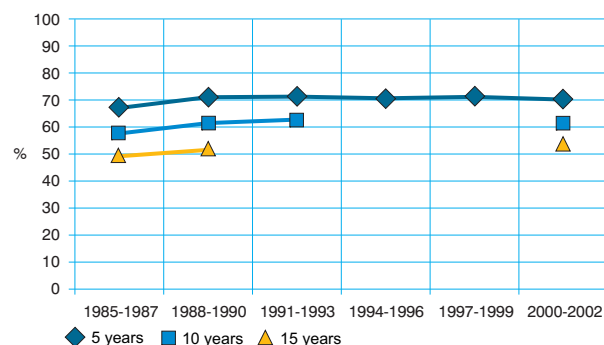
Five-year age-standardised relative survival



Relative survival by Italian Areas



Trend of relative survival Pool of some Italian Registries



→ Ulteriori dati sono disponibili presso: www.registri-tumori.it