



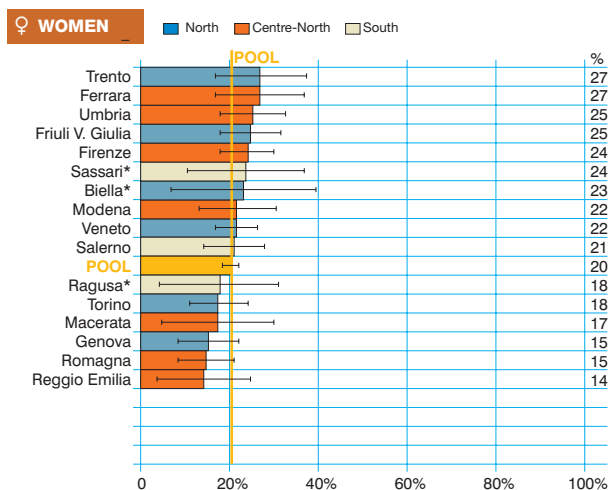
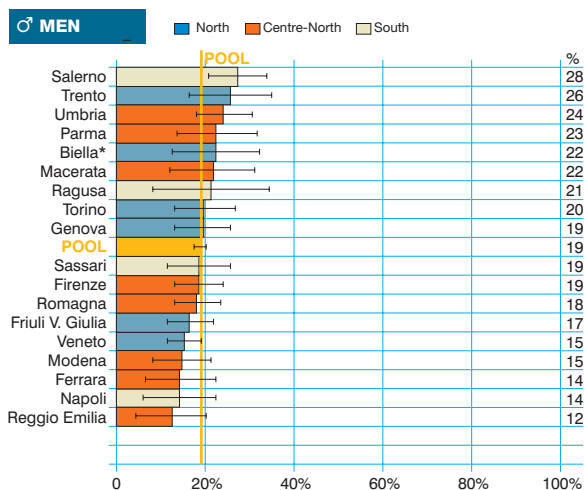
Brain cancer (ICD-10 = C71)

Tumore dell'encefalo

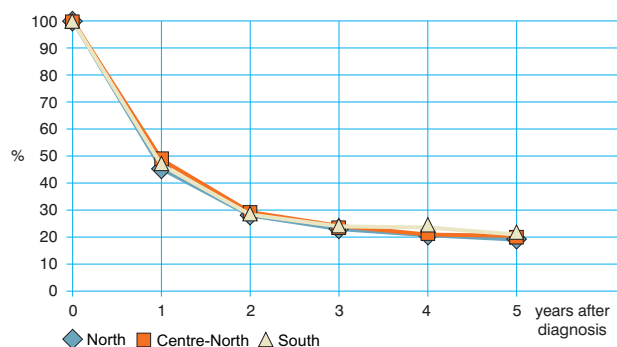
Observed and relative survival (%) by sex and age. Data from the Pool of Italian Cancer Registries follow-up 31.12.2003

	15-44		45-54		55-64		65-74		75+		ALL	
	obs	rel	obs	rel	obs	rel	obs	rel	obs	rel	obs	rel
♂ MEN (n)	(485)		(471)		(728)		(827)		(497)		(3 008)	
1 year	76	77	52	52	39	40	25	25	13	14	39	40
3 years	55	55	19	20	11	12	6	6	3	4	17	18
5 years	46	47	16	16	9	10	4	4	2	3	13	15
95% CI	(42-51)	(42-51)	(13-19)	(13-20)	(7-11)	(8-12)	(2-5)	(3-6)	(1-3)	(1-5)	(12-15)	(14-17)
♀ WOMEN (n)	(341)		(327)		(495)		(745)		(602)		(2 510)	
1 year	80	80	57	57	43	43	23	24	11	12	36	37
3 years	57	57	25	25	13	13	4	4	3	4	16	17
5 years	49	50	20	20	10	10	4	4	2	3	13	14
95% CI	(44-55)	(44-55)	(15-24)	(16-24)	(7-12)	(7-13)	(2-5)	(2-5)	(1-4)	(2-5)	(11-14)	(13-16)
ALL (n)	(826)		(798)		(1 223)		(1 572)		(1 099)		(5 518)	
1 year	78	78	54	54	41	64	24	25	12	13	38	39
3 years	56	56	22	22	12	12	5	5	3	4	16	17
5 years	48	48	18	18	9	10	4	4	2	3	13	15
95% CI	(44-51)	(44-51)	(15-20)	(15-21)	(8-11)	(8-12)	(3-5)	(3-5)	(1-3)	(2-4)	(12-14)	(14-16)

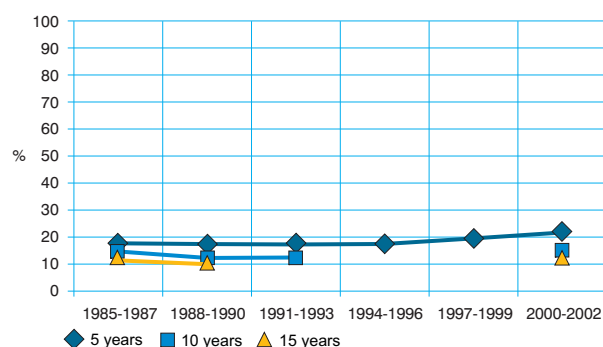
Five-year age-standardised relative survival



Relative survival by Italian Areas



Trend of relative survival Pool of some Italian Registries



➔ Ulteriori dati sono disponibili presso: www.registri-tumori.it