



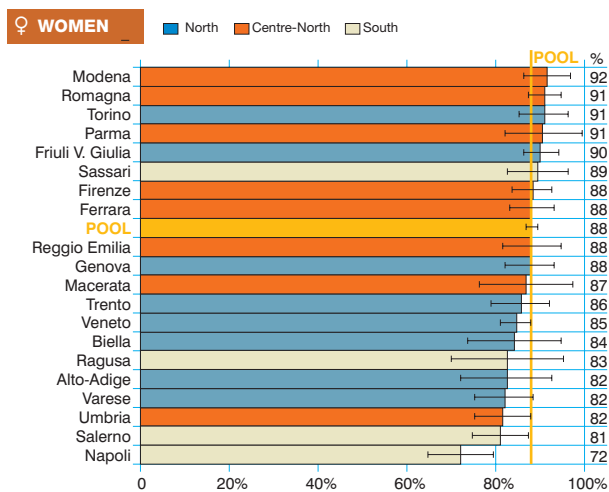
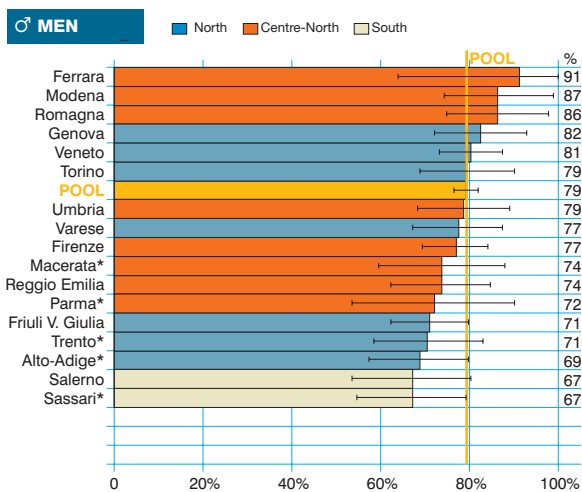
Thyroid gland cancer (ICD-10 = C73)

Tumore della tiroide

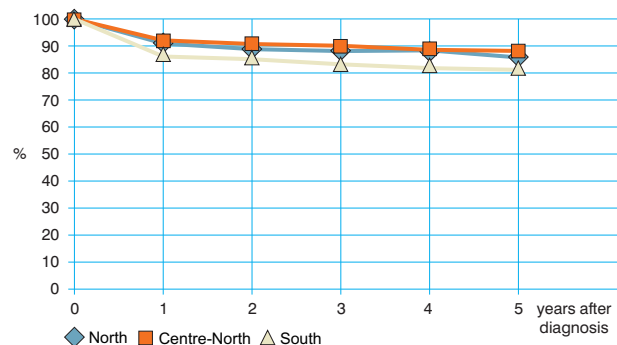
Observed and relative survival (%) by sex and age. Data from the Pool of Italian Cancer Registries follow-up 31.12.2003

	15-44		45-54		55-64		65-74		75+		ALL	
	obs	rel	obs	rel	obs	rel	obs	rel	obs	rel	obs	rel
♂ MEN (n)	(420)		(270)		(260)		(222)		(142)		(1 314)	
1 year	99	99	94	94	87	87	79	82	54	59	87	89
3 years	98	98	92	93	83	86	69	76	41	52	83	87
5 years	96	97	92	93	79	83	59	68	29	45	78	85
95% CI	(95-98)	(95-99)	(88-95)	(89-96)	(74-84)	(78-89)	(52-65)	(61-76)	(21-36)	(33-57)	(76-80)	(83-88)
♀ WOMEN (n)	(1 513)		(898)		(774)		(640)		(371)		(4 196)	
1 year	100	100	99	99	96	96	89	90	63	66	94	95
3 years	99	100	98	99	93	95	81	85	51	61	91	93
5 years	99	100	97	98	91	94	76	83	40	56	89	93
95% CI	(99-99)	(99-100)	(96-98)	(97-99)	(89-93)	(92-96)	(73-80)	(79-86)	(35-45)	(49-63)	(88-90)	(92-94)
ALL (n)	(1 933)		(1 168)		(1 034)		(862)		(513)		(5 510)	
1 year	100	100	98	98	94	99	86	88	60	64	92	93
3 years	99	99	97	97	91	92	78	83	48	59	89	92
5 years	99	99	96	97	88	91	72	79	37	54	86	91
95% CI	(98-99)	(98-99)	(95-97)	(96-98)	(86-90)	(89-93)	(69-75)	(76-83)	(33-41)	(48-60)	(85-87)	(90-92)

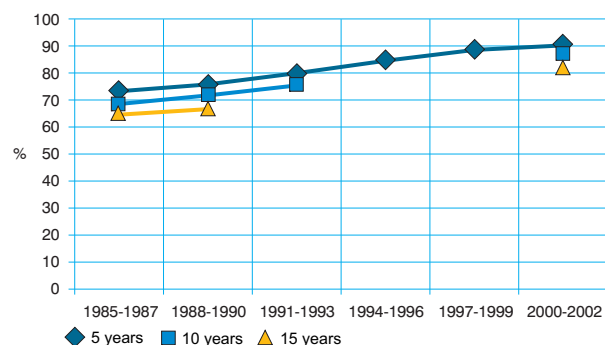
Five-year age-standardised relative survival



Relative survival by Italian Areas



Trend of relative survival Pool of some Italian Registries



→ Ulteriori dati sono disponibili presso: www.registri-tumori.it