

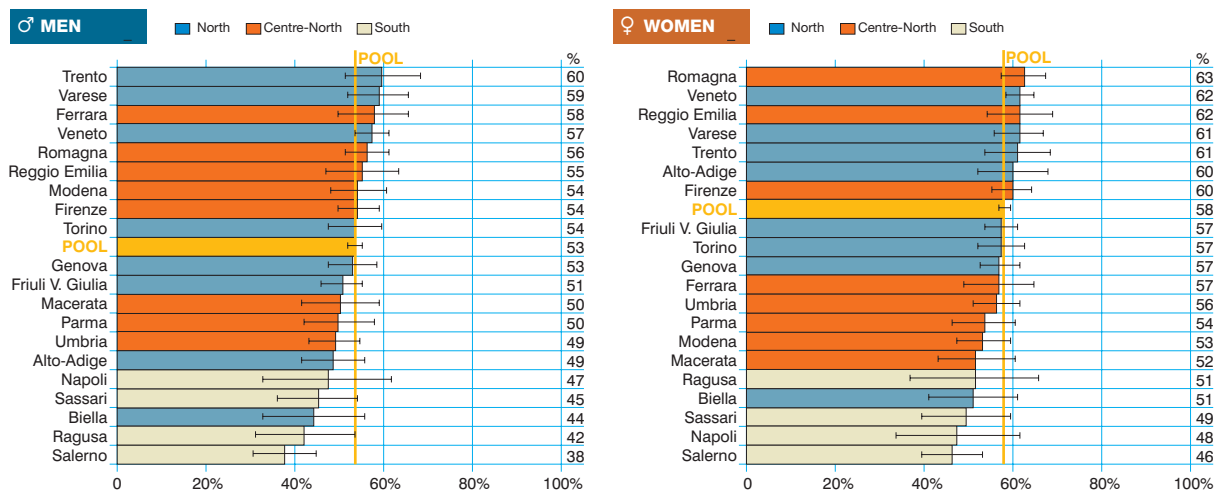
## Non Hodgkin's lymphomas (ICD-10 = C82-85, 96)

Linfomi non Hodgkin

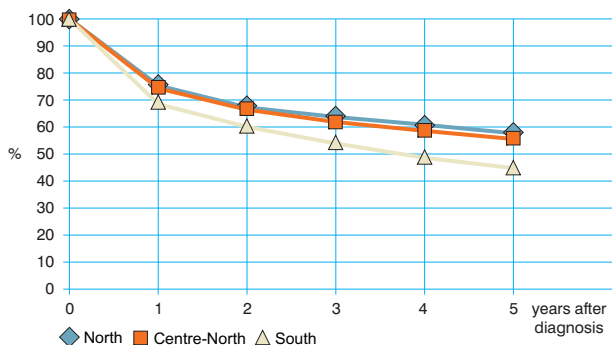
Observed and relative survival (%) by sex and age. Data from the Pool of Italian Cancer Registries follow-up 31.12.2003

	15-44		45-54		55-64		65-74		75+		ALL	
	obs	rel	obs	rel	obs	rel	obs	rel	obs	rel	obs	rel
<b>♂ MEN (n)</b>	<b>(1 148)</b>		<b>(926)</b>		<b>(1 499)</b>		<b>(1 943)</b>		<b>(1 594)</b>		<b>(7 110)</b>	
1 year	80	80	86	86	81	82	72	75	56	61	73	76
3 years	70	71	74	75	67	69	55	61	34	45	58	64
<b>5 years</b>	<b>68</b>	<b>69</b>	<b>68</b>	<b>70</b>	<b>60</b>	<b>63</b>	<b>45</b>	<b>53</b>	<b>23</b>	<b>39</b>	<b>50</b>	<b>59</b>
95% CI	(65-71)	(66-71)	(65-71)	(67-73)	(57-62)	(61-66)	(43-47)	(51-56)	(21-25)	(35-42)	(49-51)	(57-60)
<b>♀ WOMEN (n)</b>	<b>(737)</b>		<b>(660)</b>		<b>(1 325)</b>		<b>(1 938)</b>		<b>(2 150)</b>		<b>(6 810)</b>	
1 year	87	87	91	91	85	86	78	79	55	59	74	76
3 years	80	80	83	84	74	75	61	64	37	46	60	65
<b>5 years</b>	<b>78</b>	<b>78</b>	<b>79</b>	<b>79</b>	<b>67</b>	<b>69</b>	<b>52</b>	<b>57</b>	<b>27</b>	<b>39</b>	<b>52</b>	<b>60</b>
95% CI	(75-80)	(75-81)	(75-82)	(76-83)	(64-69)	(66-71)	(50-54)	(54-59)	(25-29)	(36-42)	(51-53)	(59-61)
<b>ALL (n)</b>	<b>(1 885)</b>		<b>(1 586)</b>		<b>(2 824)</b>		<b>(3 881)</b>		<b>(3 744)</b>		<b>(13 920)</b>	
1 year	82	82	88	88	83	77	75	77	56	60	74	76
3 years	74	74	78	79	70	72	58	62	36	45	59	64
<b>5 years</b>	<b>72</b>	<b>72</b>	<b>73</b>	<b>74</b>	<b>63</b>	<b>66</b>	<b>49</b>	<b>55</b>	<b>25</b>	<b>39</b>	<b>51</b>	<b>59</b>
95% CI	(70-74)	(70-74)	(70-75)	(72-76)	(61-65)	(64-68)	(47-50)	(53-57)	(24-27)	(37-41)	(50-52)	(58-60)

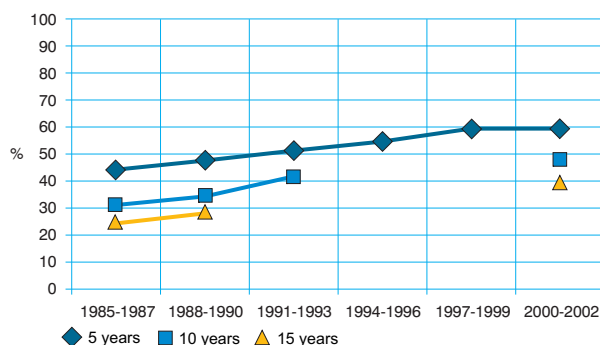
### Five-year age-standardised relative survival



### Relative survival by Italian Areas



### Trend of relative survival Pool of some Italian Registries



→ Ulteriori dati sono disponibili presso: [www.registri-tumori.it](http://www.registri-tumori.it)