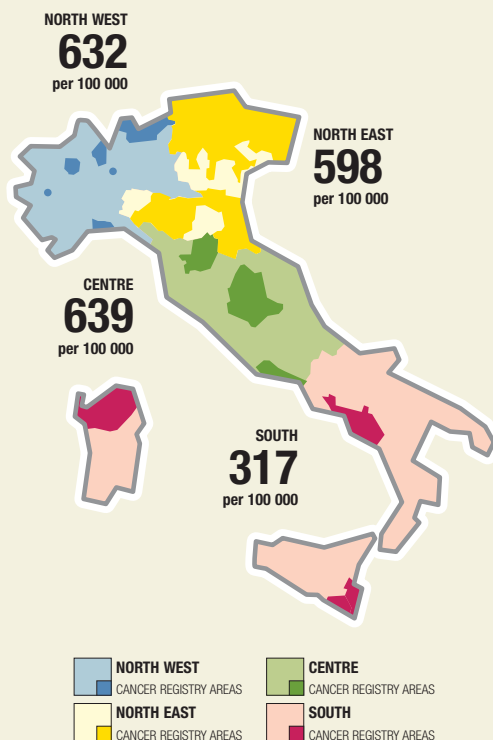




Tumore del colon e del retto (ICD-10 C18-21)

Colon and rectum cancer



POPOLAZIONE RESIDENTE IN ITALIA, 1 GENNAIO 2006

58 751 711

PERSONE CON TUMORE

2 243 953

PERSONE CON TUMORE DEL COLON E DEL RETTO

296 687

Complete prevalence by sex, age and years since diagnosis
Pool of Cancer Registries, 01.01.2006 (proportion per 100 000)

Years since diagnosis	Age class				
	0-44	45-59	60-74	75+	All ages
♂ MALE					
≤ 2 years	6	111	425	695	145
≤ 5 years	11	204	830	1 446	286
≤ 10 years	14	277	1 222	2 385	432
≤ 15 years	16	312	1 424	2 944	516
≤ 20 years	17	326	1 521	3 256	557
Complete	17	335	1 594	3 564	593
(95%CI)	(16 - 18)	(326 - 344)	(1571 - 1616)	(3516 - 3612)	(588 - 599)
♀ FEMALE					
≤ 2 years	6	91	250	385	111
≤ 5 years	11	176	503	808	226
≤ 10 years	15	242	778	1 351	353
≤ 15 years	16	277	945	1 714	435
≤ 20 years	17	291	1 037	1 942	482
Complete	17	301	1 122	2 245	536
(95%CI)	(16 - 19)	(292 - 309)	(1105 - 1139)	(2216 - 2274)	(531 - 541)
♂ ♀ MALE & FEMALE					
≤ 2 years	6	101	330	495	127
≤ 5 years	11	190	653	1 035	254
≤ 10 years	15	261	984	1 718	393
≤ 15 years	16	294	1 165	2 151	473
≤ 20 years	17	308	1 261	2 417	519
Complete	17	317	1 341	2 722	564
(95%CI)	(16 - 18)	(311 - 323)	(1327 - 1355)	(2696 - 2747)	(560 - 567)

Complete prevalence by sex, age and macro-area
01.01.2006 (proportion per 100 000)

Macro-area	Age class				
	0-44	45-59	60-74	75+	All ages
♂ MALE					
North West	19	335	1 667	3 636	651
North East	17	357	1 692	3 782	632
Centre	17	357	1 692	3 926	686
South	15	257	1 071	2 316	336
♀ FEMALE					
North West	17	308	1 169	2 391	615
North East	18	321	1 162	2 296	565
Centre	20	328	1 194	2 441	595
South	14	211	836	1 487	299
♂ ♀ MALE & FEMALE					
North West	18	321	1 394	2 820	632
North East	17	339	1 411	2 825	598
Centre	19	343	1 427	3 005	639
South	15	233	946	1 810	317

PERSONE CON TUMORE
2 243 953


I TUMORI IN ITALIA - RAPPORTO 2010

PERSONE CON TUMORE DEL COLON E DEL RETTO
296 687

Prevalenza, Italia 1 gennaio 2006

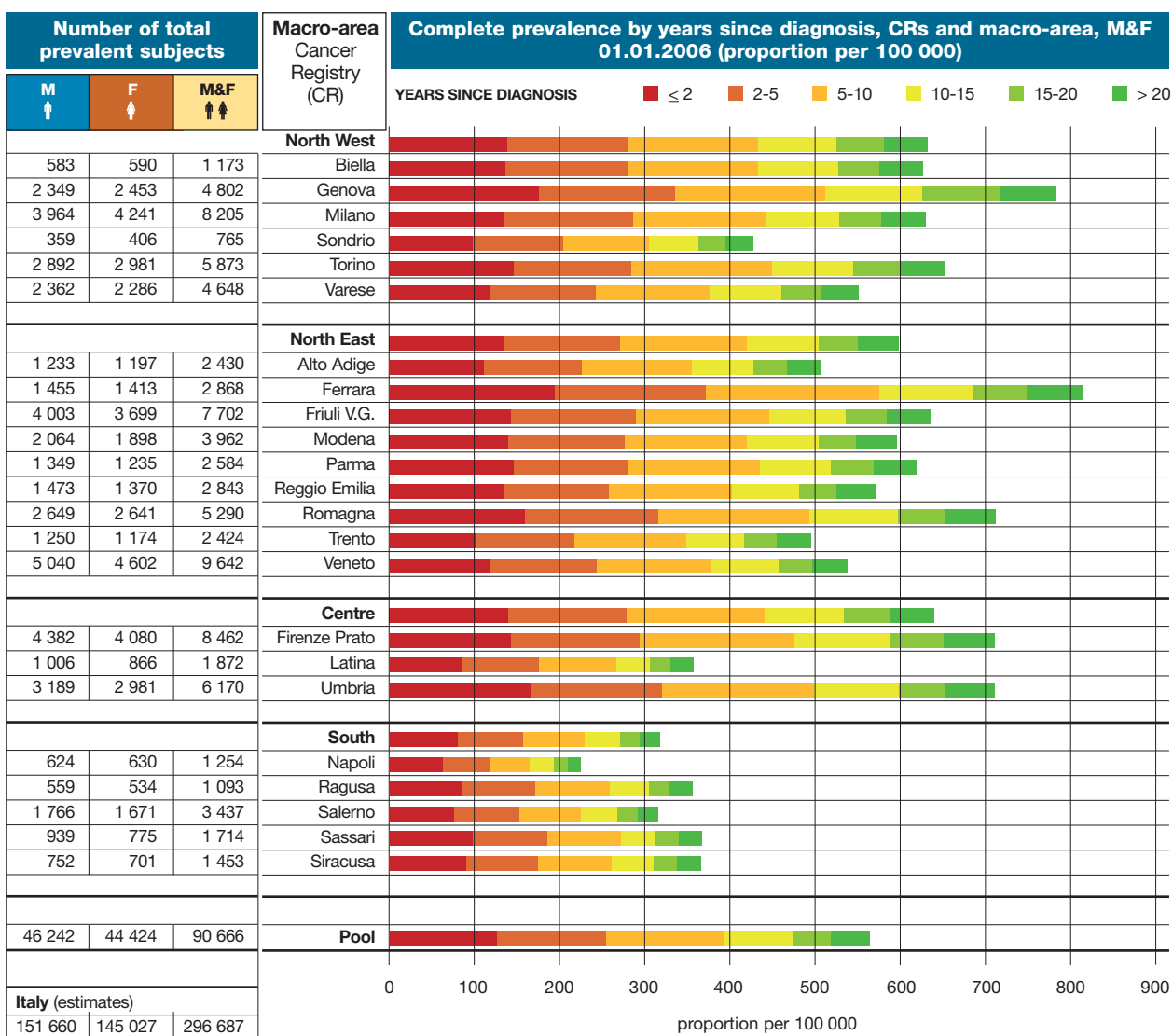
296 687 persone hanno avuto una diagnosi di **tumore del colon e retto** nel corso della vita.

Di queste	68 041	■ l'hanno avuta da meno di 2 anni	(23%)
	67 620	■ da 2-5 anni	(23%)
	71 971	■ da 5-10 anni	(24%)
	42 251	■ da 10-15 anni	(14%)
	23 228	■ da 15-20 anni	(8%)
	23 577	■ l'hanno avuta da più di 20 anni	(8%)



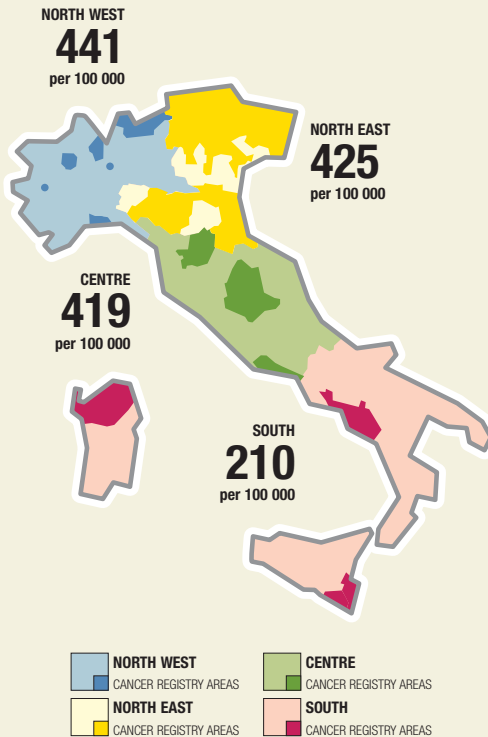
♂ **51%**

49% ♀





**Tumore del colon
(ICD-10 C18)**
Colon cancer



Complete prevalence by sex, age and years since diagnosis
Pool of Cancer Registries, 01.01.2006 (proportion per 100 000)

Years since diagnosis	Age class				All ages
	0-44	45-59	60-74	75+	
♂ MALE					
≤ 2 years	4	72	284	488	98
≤ 5 years	7	135	553	1 033	195
≤ 10 years	9	177	815	1 707	295
≤ 15 years	11	202	949	2 097	352
≤ 20 years	11	211	1 010	2 302	379
Complete	11	218	1 057	2 496	402
(95%CI)	(10 - 12)	(211 - 225)	(1038 - 1074)	(2456 - 2536)	(398 - 407)
♀ FEMALE					
≤ 2 years	4	59	171	281	78
≤ 5 years	8	114	344	595	159
≤ 10 years	10	157	537	997	250
≤ 15 years	12	181	654	1 260	309
≤ 20 years	12	191	716	1 423	341
Complete	13	198	775	1 634	379
(95%CI)	(11 - 14)	(191 - 205)	(760 - 789)	(1609 - 1658)	(375 - 383)
♂ ♀ MALE & FEMALE					
≤ 2 years	4	65	223	354	87
≤ 5 years	7	125	441	751	176
≤ 10 years	10	170	669	1 247	273
≤ 15 years	11	192	789	1 557	329
≤ 20 years	12	201	853	1 741	360
Complete	12	208	906	1 945	390
(95%CI)	(11 - 13)	(203 - 213)	(894 - 917)	(1924 - 1967)	(387 - 393)

POPOLAZIONE RESIDENTE IN ITALIA, 1 GENNAIO 2006

58 751 711

PERSONE CON TUMORE
2 243 953

PERSONE CON TUMORE DEL COLON
202 238

Complete prevalence by sex, age and macro-area
01.01.2006 (proportion per 100 000)

Macro-area	Age class				All ages
	0-44	45-59	60-74	75+	
♂ MALE					
North West	11	213	1 125	2 615	448
North East	12	243	1 143	2 706	439
Centre	12	222	1 065	2 585	442
South	10	158	677	1 539	216
♀ FEMALE					
North West	13	205	798	1 748	435
North East	13	216	829	1 719	411
Centre	13	204	779	1 685	398
South	10	135	571	1 020	203
♂ ♀ MALE & FEMALE					
North West	12	209	946	2 047	441
North East	12	230	977	2 070	425
Centre	13	213	913	2 027	419
South	10	146	620	1 222	210