



Pool of Italian Cancer Registries - 1 January 2010

TUTTI I TUMORI ESCLUSI I TUMORI NON MELANOMATOSI DELLA CUTE


ALL TYPES BUT SKIN NON-MELANOMA

(ICD-10 C00-43, C45-96, D09.0, D30.3, D41.4)

ICD-10 C00-43, C45-96, D09.0, D30.3, D41.4 ALL TYPES BUT SKIN NON-MELANOMA

COMPLETE PREVALENCE BY YEARS SINCE DIAGNOSIS

YEARS →	≤2	(2 - 5]	(5 - 10]	(10 - 15]	(15 - 20]	> 20
No. →	493 439	550 376	625 093	370 198	218 987	329 254
% →	19%	21%	24%	14%	8%	13%
PROPORTION PER 100 000 →	866	969	1 102	653	385	583
	MALE 44%			FEMALE 56%		



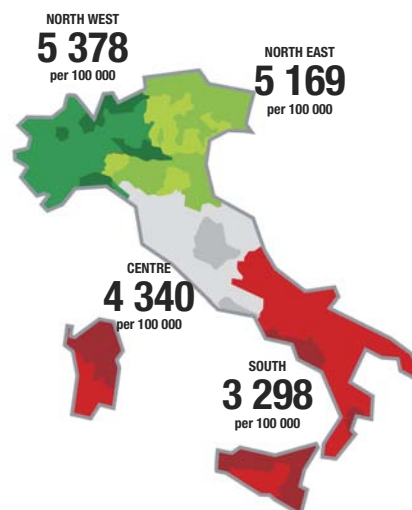
COMPLETE PREVALENCE BY SEX, MACRO-AREA, AND AGE

(PROPORTION PER 100 000)


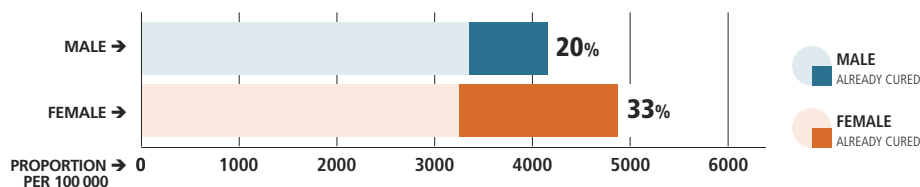
AGE CLASS →	0-44	45-59	60-74	75+	ALL AGES
MALE					
NORTH WEST	603	2 856	12 024	22 395	4 988
NORTH EAST	582	2 872	11 873	22 820	4 758
CENTRE	556	2 537	9 392	19 125	4 021
SOUTH	525	2 239	8 244	15 198	3 013
POOL	566	2 643	10 683	20 222	4 197
FEMALE					
NORTH WEST	797	5 178	11 520	15 029	5 734
NORTH EAST	811	5 309	11 747	15 029	5 558
CENTRE	802	4 809	9 774	15 323	4 639
SOUTH	721	4 237	8 455	12 649	3 566
POOL	775	4 891	10 589	13 645	4 896
BOTH SEXES					
NORTH WEST	699	4 042	11 752	17 665	5 378
NORTH EAST	694	4 097	11 807	17 665	5 169
CENTRE	678	3 703	9 592	18 066	4 340
SOUTH	623	3 267	8 357	15 167	3 298
POOL	669	3 788	10 634	16 092	4 558

ALREADY CURED at 1 JANUARY 2010

704 648 (27%)



COMPLETE PREVALENCE AND PROPORTION OF ALREADY CURED SURVIVORS BY SEX



COMPLETE PREVALENCE
Overall number (or proportion) of cancer survivors.

TIME TO CURE
Time span after cancer diagnosis necessary to eliminate excess mortality due to cancer. It is measured as the time necessary to reach a 5-year conditional relative survival (that is the probability to survive additional five years) >95%.

ALREADY CURED SURVIVORS
Patients who have survived longer than time to cure.

CURE FRACTION
Proportion of cancer patients who are expected to reach the same death rates of the general population and will not die as a result of their cancer.

CURE FRACTION BY AGE AT DIAGNOSIS AND SEX FOR CANCER PATIENTS DIAGNOSED IN ITALY IN 1985-2009

AGE AT DIAGNOSIS	CURE FRACTION %	
	MALE	FEMALE
0 - 44	61%	62%
45 - 59	35%	56%
60 - 74	25%	37%
75+	19%	26%