



Pool of Italian Cancer Registries - 1 January 2010

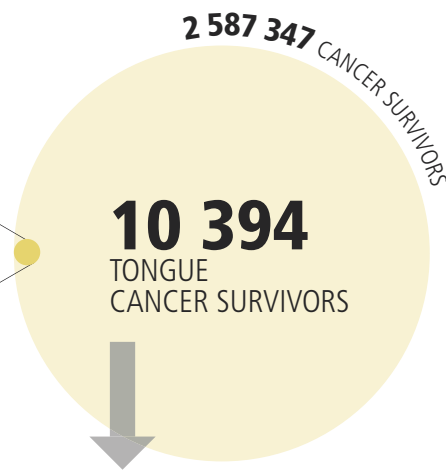
LINGUA TONGUE

(ICD-10 C01-02)

COMPLETE PREVALENCE BY YEARS SINCE DIAGNOSIS

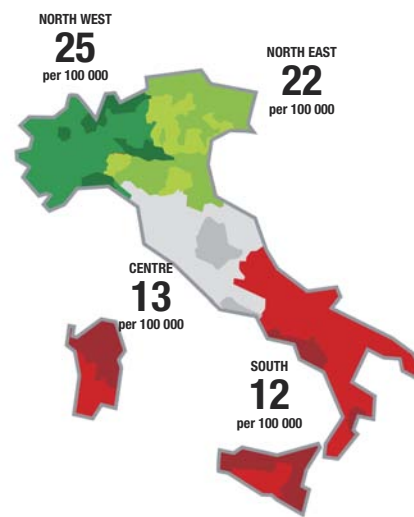
YEARS →	≤2	(2 - 5]	(5 - 10]	(10 - 15]	(15 - 20]	> 20
No. →	2 253	2 276	2 469	1 412	926	1 058
% →	22%	22%	24%	14%	9%	10%
PROPORTION PER 100 000 →	4	4	5	3	2	2

MALE 62% **FEMALE 38%**

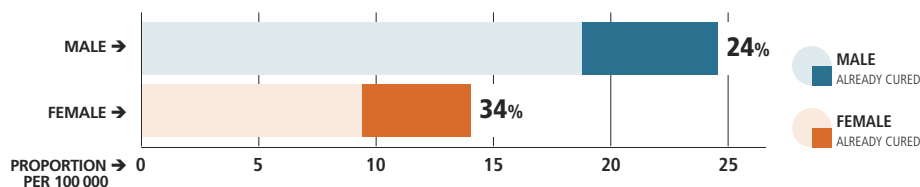


COMPLETE PREVALENCE BY SEX, MACRO-AREA, AND AGE (PROPORTION PER 100 000)

AGE CLASS →	0-44	45-59	60-74	75+	ALL AGES
MALE					
NORTH WEST	3	32	86	118	34
NORTH EAST	3	33	76	96	29
CENTRE	2	22	43	66	18
SOUTH	2	17	40	53	14
POOL	3	27	66	88	25
FEMALE					
NORTH WEST	2	11	31	51	16
NORTH EAST	3	13	32	49	16
CENTRE	2	5	16	25	8
SOUTH	1	10	17	57	11
POOL	2	11	26	50	14
BOTH SEXES					
NORTH WEST	3	22	56	75	25
NORTH EAST	3	23	53	66	22
CENTRE	2	13	29	41	13
SOUTH	2	14	28	53	12
POOL	2	19	45	63	19



COMPLETE PREVALENCE AND PROPORTION OF ALREADY CURED SURVIVORS BY SEX



CURE FRACTION AND TIME TO CURE BY AGE AT DIAGNOSIS AND SEX FOR CANCER PATIENTS DIAGNOSED IN ITALY IN 1985-2009

AGE AT DIAGNOSIS	CURE FRACTION %		AGE AT DIAGNOSIS	TIME TO CURE YEARS	
	MALE	FEMALE		MALE	FEMALE
0 - 44	34%	60%	0 - 44	11	7
45 - 59	27%	50%	45 - 59	12	8
60 - 74	20%	39%	60 - 74	13	9
75+	17%	33%	75+	13	9

COMPLETE PREVALENCE
Overall number (or proportion) of cancer survivors.

TIME TO CURE
Time span after cancer diagnosis necessary to eliminate excess mortality due to cancer. It is measured as the time necessary to reach a 5-year conditional relative survival (that is the probability to survive additional five years) >95%.

ALREADY CURED SURVIVORS
Patients who have survived longer than time to cure.

CURE FRACTION
Proportion of cancer patients who are expected to reach the same death rates of the general population and will not die as a result of their cancer.