



Pool of Italian Cancer Registries - 1 January 2010

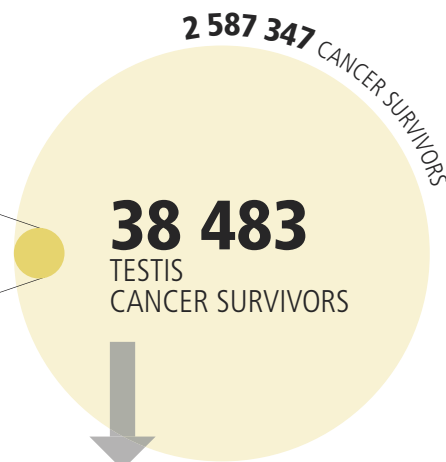
TESTICOLO

TESTIS

(ICD-10 C62)

COMPLETE PREVALENCE BY YEARS SINCE DIAGNOSIS

YEARS →	≤2	(2 - 5]	(5 - 10]	(10 - 15]	(15 - 20]	> 20
No. →	3 816	5 169	7 774	5 872	4 402	11 451
% →	10%	13%	20%	15%	11%	30%
PROPORTION PER 100 000 →	14	19	27	21	15	41



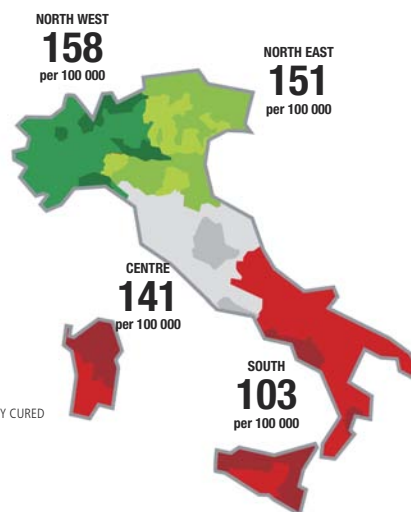
COMPLETE PREVALENCE BY SEX, MACRO-AREA, AND AGE

(PROPORTION PER 100 000)


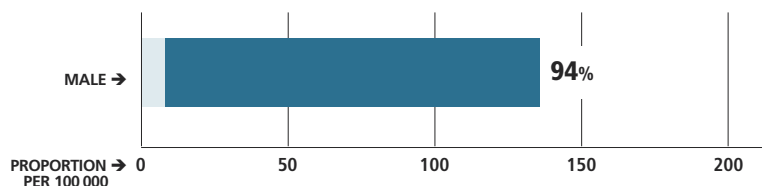
AGE CLASS →	0-44	45-59	60-74	75+	ALL AGES
MALE					
NORTH WEST	123	255	179	92	158
NORTH EAST	112	217	167	206	151
CENTRE	103	219	118	233	141
SOUTH	103	128	83	76	103
POOL	111	199	143	137	136

ALREADY CURED at 1 JANUARY 2010

36 120 (94%)



COMPLETE PREVALENCE AND PROPORTION OF ALREADY CURED SURVIVORS BY SEX



COMPLETE PREVALENCE
Overall number (or proportion) of cancer survivors.

TIME TO CURE
Time span after cancer diagnosis necessary to eliminate excess mortality due to cancer. It is measured as the time necessary to reach a 5-year conditional relative survival (that is the probability to survive additional five years) >95%.

ALREADY CURED SURVIVORS
Patients who have survived longer than time to cure.

CURE FRACTION
Proportion of cancer patients who are expected to reach the same death rates of the general population and will not die as a result of their cancer.

CURE FRACTION AND TIME TO CURE BY AGE AT DIAGNOSIS AND SEX FOR CANCER PATIENTS DIAGNOSED IN ITALY IN 1985-2009

AGE AT DIAGNOSIS	CURE FRACTION %		AGE AT DIAGNOSIS	TIME TO CURE YEARS	
	MALE			MALE	
0 - 44	96%		0 - 44	1	
45 - 59	91%		45 - 59	2	
60 - 74	80%		60 - 74	3	
75+	71%		75+	4	

ICD-10 C62 TESTIS