



Pool of Italian Cancer Registries - 1 January 2010


LINFOMA FOLLICOLARE

FOLLICULAR B-CELL LYMPHOMA

(ICD-O-3 M9675, M9690-M9698)

COMPLETE PREVALENCE BY YEARS SINCE DIAGNOSIS


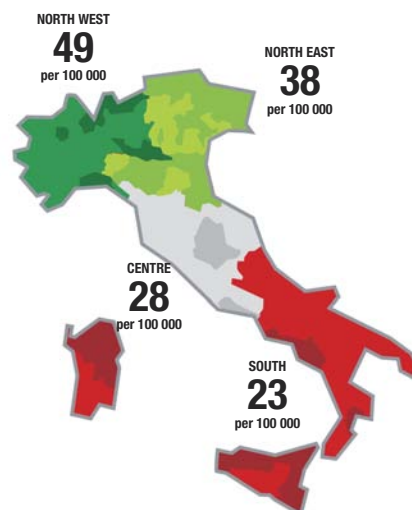
YEARS →	≤ 2	(2 - 5]	(5 - 10]	(10 - 15]	(15 - 20]	> 20
No. →	3 258	4 311	4 682	3 087	1 890	2 411
% →	17%	22%	24%	16%	10%	12%
PROPORTION PER 100 000 →	6	8	8	5	3	4
	MALE 45%			FEMALE 55%		



COMPLETE PREVALENCE BY SEX, MACRO-AREA, AND AGE

(PROPORTION PER 100 000)

AGE CLASS →	0-44	45-59	60-74	75+	ALL AGES
MALE					
NORTH WEST	8	52	114	120	46
NORTH EAST	4	48	84	96	34
CENTRE	4	40	45	74	24
SOUTH	6	32	65	46	23
POOL	6	44	84	87	33
FEMALE					
NORTH WEST	6	53	126	96	51
NORTH EAST	5	52	91	86	41
CENTRE	5	45	77	55	31
SOUTH	5	36	58	45	23
POOL	5	46	91	76	37
BOTH SEXES					
NORTH WEST	7	53	121	105	49
NORTH EAST	5	50	88	90	38
CENTRE	4	42	62	62	28
SOUTH	5	34	61	45	23
POOL	6	45	88	80	35



All indicators of cure have been calculated only for Non-Hodgkin lymphoma overall

ICD-O-3 M9675, M9690-M9698 FOLLICULAR B-CELL LYMPHOMA