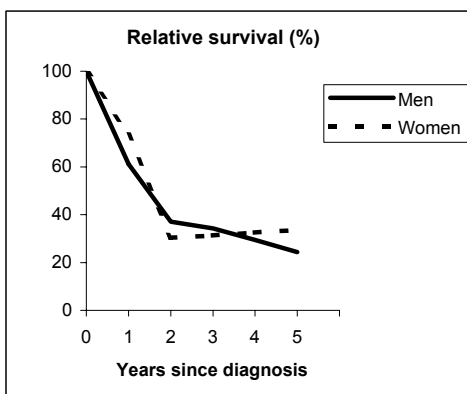


HYPOPHARYNX (ICD-IX 148)

VARESE - Incident cases 1990-'94

AGE CLASSES	Men	Women
15-44	0	1
45-54	14	0
55-64	24	2
65-74	11	2
75+	8	2
ALL	57	7

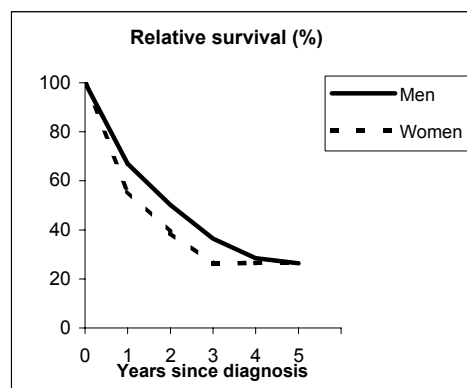


Observed and Relative survival (%)
(in parenthesis 95% confidence limits of 5 years survival)

	Men		Women		ALL	
	obs	rel	obs	rel	obs	rel
1 year	60	61	71	74	61	63
3 years	32	34	29	31	31	34
5 years	21	24	29	34	22	25
95% CI	(12-33)	(14-38)	(8-64)	(10-75)	(14-33)	(16-39)

VENETO - Incident cases 1990-'94

AGE CLASSES	Men	Women
15-44	6	0
45-54	31	4
55-64	47	10
65-74	35	3
75+	17	1
ALL	136	18



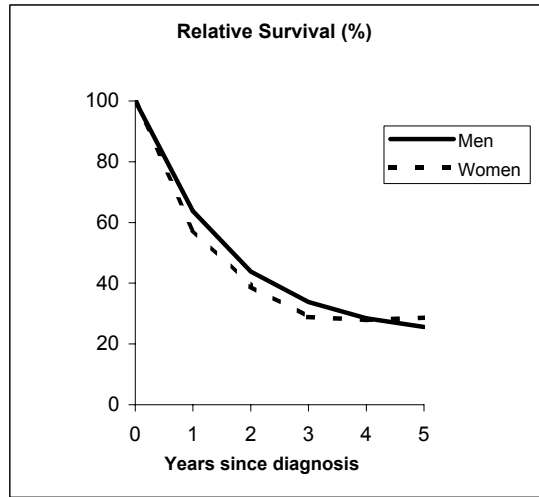
Observed and Relative survival (%)
(in parenthesis 95% confidence limits of 5 years survival)

	Men		Women		ALL	
	obs	rel	obs	rel	obs	rel
1 year	65	67	56	56	64	66
3 years	34	36	25	26	33	35
5 years	23	26	25	27	23	26
95% CI	(17-31)	(19-35)	(11-49)	(11-52)	(17-31)	(19-35)

HYPOPHARYNX (ICD-IX 148)

Pool of Italian Registries

REGISTRY	Number of cases		
	Men	Women	Total
Torino	45	4	49
Genova	50	9	59
Varese	57	7	64
Veneto	136	18	154
Parma	49	8	57
Modena	27	4	31
Ferrara	11	3	14
Romagna	5	1	6
Macerata	1	1	2
Firenze-Prato	40	9	49
Umbria	18	0	18
Latina	6	2	8
Sassari	12	2	14
Ragusa	1	1	2
Italy	458	69	527



Observed and relative survival (%) by sex and age classes

	15-44		45-54		55-64		65-74		75+		ALL	
	obs	rel	obs	rel	obs	rel	obs	rel	obs	rel	obs	rel
Men												
1 year	73	73	73	74	69	70	52	53	40	43	62	64
3 years	50	50	48	49	34	35	23	25	10	13	32	34
5 years	35	35	38	39	24	25	16	19	4	6	23	26
95% CI	(18-56)	(19-57)	(29-49)	(29-50)	(18-30)	(19-33)	(11-24)	(12-28)	(1-13)	(2-22)	(19-27)	(21-30)
Women												
1 year	80	80	67	67	61	61	68	69	15	17	57	58
3 years	60	60	27	27	30	31	26	28	8	10	27	29
5 years	60	60	27	27	30	31	21	23	8	12	25	29
95% CI	(23-88)	(23-89)	(8-61)	(8-62)	(16-51)	(16-53)	(9-43)	(9-48)	(1-33)	(2-53)	(17-37)	(19-42)
Total												
1 year	74	74	73	73	68	69	54	56	35	38	62	63
3 years	52	52	46	47	33	35	23	25	10	12	31	33
5 years	40	40	37	38	24	26	17	19	5	8	23	26
95% CI	(23-59)	(23-59)	(28-48)	(29-49)	(19-31)	(20-33)	(11-24)	(13-28)	(2-13)	(3-21)	(20-27)	(22-30)

Five Years Age-adjusted Relative Survival of 1986-89 and 1990-94 incident cases

Men and Women

