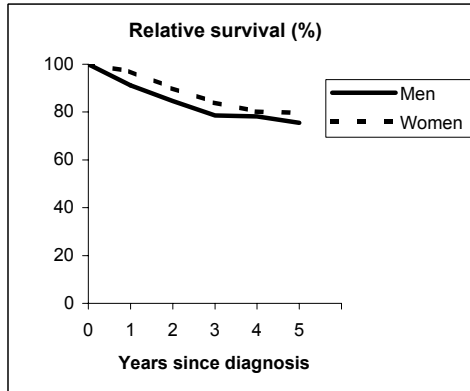


# MELANOMA OF THE SKIN (ICD-IX 172)

## TORINO - Incident cases 1990-'94

AGE CLASSES	Men	Women
15-44	37	46
45-54	33	48
55-64	40	55
65-74	18	43
75+	21	36
<b>ALL</b>	<b>149</b>	<b>228</b>

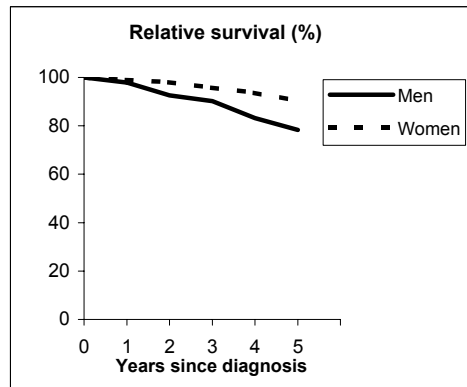


**Observed and Relative survival (%)**  
(in parenthesis 95% confidence limits of 5 years survival)

	Men		Women		ALL	
	<i>obs</i>	<i>rel</i>	<i>obs</i>	<i>rel</i>	<i>obs</i>	<i>rel</i>
1 year	89	91	96	97	93	95
3 years	74	79	80	84	78	82
<b>5 years</b>	<b>68</b>	<b>76</b>	<b>74</b>	<b>80</b>	<b>71</b>	<b>78</b>
95% CI	(60-75)	(67-83)	(67-79)	(73-85)	(66-76)	(73-83)

## GENOVA - Incident cases 1990-'94

AGE CLASSES	Men	Women
15-44	33	56
45-54	34	32
55-64	28	30
65-74	27	29
75+	19	35
<b>ALL</b>	<b>141</b>	<b>182</b>



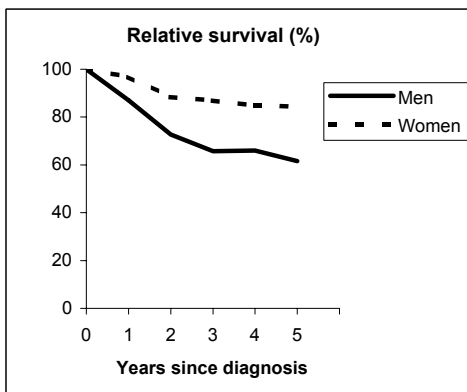
**Observed and Relative survival (%)**  
(in parenthesis 95% confidence limits of 5 years survival)

	Men		Women		ALL	
	<i>obs</i>	<i>rel</i>	<i>obs</i>	<i>rel</i>	<i>obs</i>	<i>rel</i>
1 year	96	98	97	99	97	98
3 years	84	90	91	96	88	93
<b>5 years</b>	<b>70</b>	<b>78</b>	<b>82</b>	<b>90</b>	<b>77</b>	<b>85</b>
95% CI	(61-77)	(69-86)	(76-87)	(83-96)	(72-81)	(80-90)

# MELANOMA OF THE SKIN (ICD-IX 172)

## VARESE - Incident cases 1990-'94

AGE CLASSES	Men	Women
15-44	26	36
45-54	37	30
55-64	40	30
65-74	24	31
75+	20	33
<b>ALL</b>	<b>147</b>	<b>160</b>

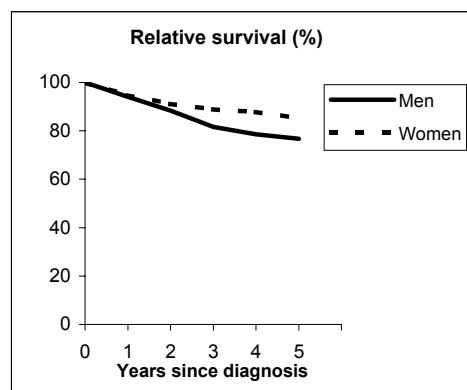


**Observed and Relative survival (%)**  
(in parenthesis 95% confidence limits of 5 years survival)

	Men		Women		ALL	
	obs	rel	obs	rel	obs	rel
1 year	85	87	95	97	90	92
3 years	61	66	82	87	72	77
<b>5 years</b>	<b>54</b>	<b>62</b>	<b>76</b>	<b>85</b>	<b>66</b>	<b>74</b>
95% CI	(46-62)	(52-70)	(69-82)	(77-91)	(60-71)	(68-79)

## VENETO - Incident cases 1990-'94

AGE CLASSES	Men	Women
15-44	113	202
45-54	107	98
55-64	114	98
65-74	82	94
75+	52	106
<b>ALL</b>	<b>468</b>	<b>598</b>



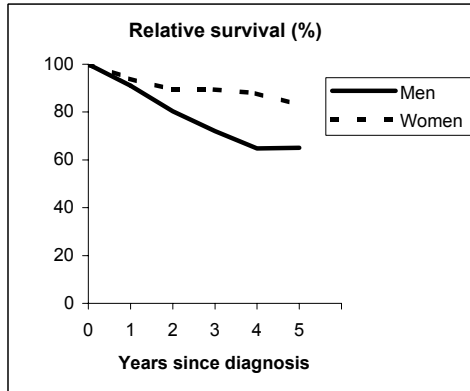
**Observed and Relative survival (%)**  
(in parenthesis 95% confidence limits of 5 years survival)

	Men		Women		ALL	
	obs	rel	obs	rel	obs	rel
1 year	92	94	93	95	93	94
3 years	77	82	84	89	81	86
<b>5 years</b>	<b>69</b>	<b>77</b>	<b>78</b>	<b>85</b>	<b>74</b>	<b>82</b>
95% CI	(65-73)	(72-81)	(74-81)	(81-89)	(71-77)	(78-84)

# MELANOMA OF THE SKIN (ICD-IX 172)

## PARMA - Incident cases 1990-'94

AGE CLASSES	Men	Women
15-44	17	21
45-54	7	10
55-64	19	11
65-74	19	13
75+	10	12
<b>ALL</b>	<b>72</b>	<b>67</b>

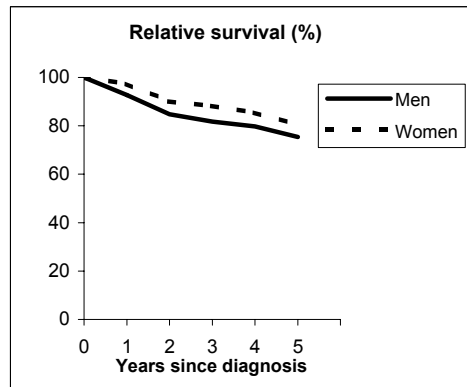


**Observed and Relative survival (%)**  
(in parenthesis 95% confidence limits of 5 years survival)

	Men		Women		ALL	
	<i>obs</i>	<i>rel</i>	<i>obs</i>	<i>rel</i>	<i>obs</i>	<i>rel</i>
1 year	89	91	93	94	91	92
3 years	67	72	85	89	76	80
<b>5 years</b>	<b>57</b>	<b>65</b>	<b>76</b>	<b>83</b>	<b>66</b>	<b>74</b>
95% CI	(45-68)	(52-77)	(65-85)	(70-92)	(58-73)	(65-82)

## MODENA - Incident cases 1990-'94

AGE CLASSES	Men	Women
15-44	26	32
45-54	18	14
55-64	19	21
65-74	36	22
75+	25	28
<b>ALL</b>	<b>124</b>	<b>117</b>



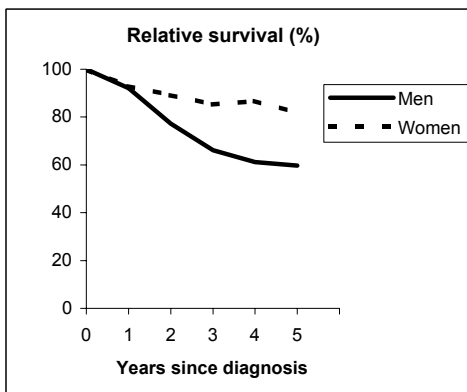
**Observed and Relative survival (%)**  
(in parenthesis 95% confidence limits of 5 years survival)

	Men		Women		ALL	
	<i>obs</i>	<i>rel</i>	<i>obs</i>	<i>rel</i>	<i>obs</i>	<i>rel</i>
1 year	90	93	96	97	93	95
3 years	75	82	83	88	79	85
<b>5 years</b>	<b>65</b>	<b>75</b>	<b>73</b>	<b>80</b>	<b>69</b>	<b>78</b>
95% CI	(56-73)	(65-85)	(64-80)	(71-89)	(62-74)	(71-84)

# MELANOMA OF THE SKIN (ICD-IX 172)

## FERRARA - Incident cases 1990-'94

AGE CLASSES	Men	Women
15-44	12	14
45-54	5	10
55-64	12	18
65-74	14	11
75+	6	8
<b>ALL</b>	<b>49</b>	<b>61</b>

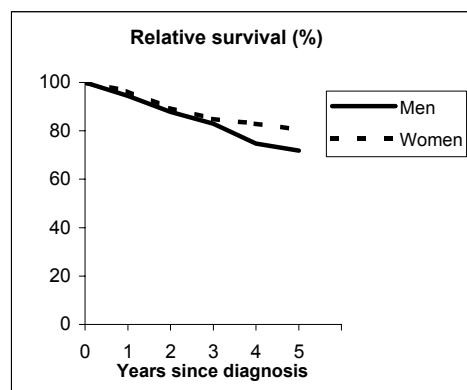


**Observed and Relative survival (%)**  
(in parenthesis 95% confidence limits of 5 years survival)

	Men		Women		ALL	
	obs	rel	obs	rel	obs	rel
1 year	90	92	92	93	91	93
3 years	61	66	81	85	72	77
<b>5 years</b>	<b>52</b>	<b>60</b>	<b>76</b>	<b>82</b>	<b>65</b>	<b>72</b>
95% CI	(38-66)	(44-75)	(63-85)	(68-92)	(55-73)	(61-81)

## ROMAGNA - Incident cases 1990-'94

AGE CLASSES	Men	Women
15-44	17	29
45-54	17	19
55-64	29	24
65-74	21	25
75+	23	25
<b>ALL</b>	<b>107</b>	<b>122</b>



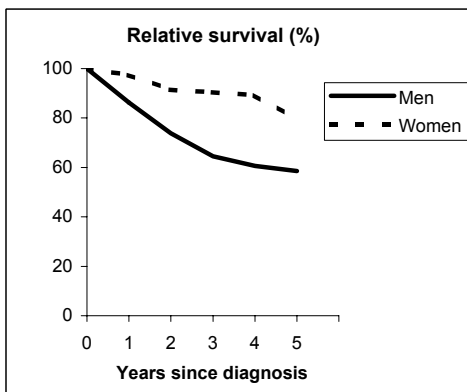
**Observed and Relative survival (%)**  
(in parenthesis 95% confidence limits of 5 years survival)

	Men		Women		ALL	
	obs	rel	obs	rel	obs	rel
1 year	93	94	95	96	94	96
3 years	78	83	81	85	79	84
<b>5 years</b>	<b>64</b>	<b>72</b>	<b>74</b>	<b>81</b>	<b>69</b>	<b>77</b>
95% CI	(54-72)	(61-82)	(66-81)	(71-88)	(63-75)	(70-83)

# MELANOMA OF THE SKIN (ICD-IX 172)

## MACERATA - Incident cases 1991-'94

AGE CLASSES	Men	Women
15-44	5	15
45-54	13	6
55-64	12	15
65-74	14	14
75+	13	15
<b>ALL</b>	<b>57</b>	<b>65</b>

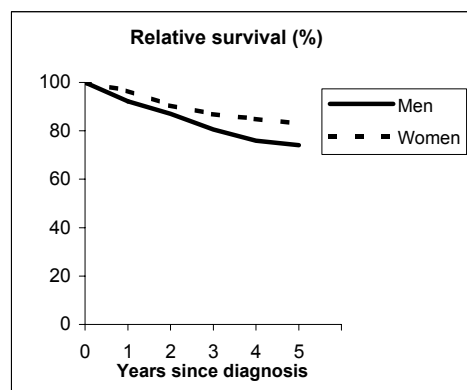


**Observed and Relative survival (%)**  
(in parenthesis 95% confidence limits of 5 years survival)

	Men		Women		ALL	
	obs	rel	obs	rel	obs	rel
1 year	84	86	95	97	90	92
3 years	60	65	85	90	73	78
<b>5 years</b>	<b>51</b>	<b>59</b>	<b>71</b>	<b>79</b>	<b>61</b>	<b>70</b>
95% CI	(38-63)	(44-73)	(59-80)	(66-90)	(53-70)	(60-79)

## FIRENZE-PRATO - Incident cases 1990-'94

AGE CLASSES	Men	Women
15-44	55	85
45-54	46	52
55-64	57	63
65-74	54	48
75+	27	44
<b>ALL</b>	<b>239</b>	<b>292</b>



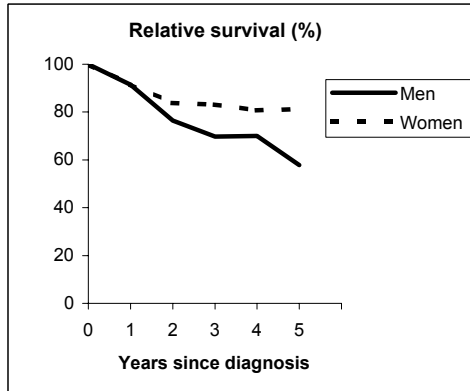
**Observed and Relative survival (%)**  
(in parenthesis 95% confidence limits of 5 years survival)

	Men		Women		ALL	
	obs	rel	obs	rel	obs	rel
1 year	90	92	95	97	93	95
3 years	76	80	83	87	80	84
<b>5 years</b>	<b>66</b>	<b>74</b>	<b>77</b>	<b>83</b>	<b>72</b>	<b>79</b>
95% CI	(60-72)	(67-80)	(72-81)	(77-88)	(68-76)	(75-83)

# MELANOMA OF THE SKIN (ICD-IX 172)

UMBRIA - Incident cases 1994-96

AGE CLASSES	Men	Women
15-44	14	20
45-54	14	13
55-64	19	16
65-74	25	22
75+	13	27
<b>ALL</b>	<b>85</b>	<b>98</b>



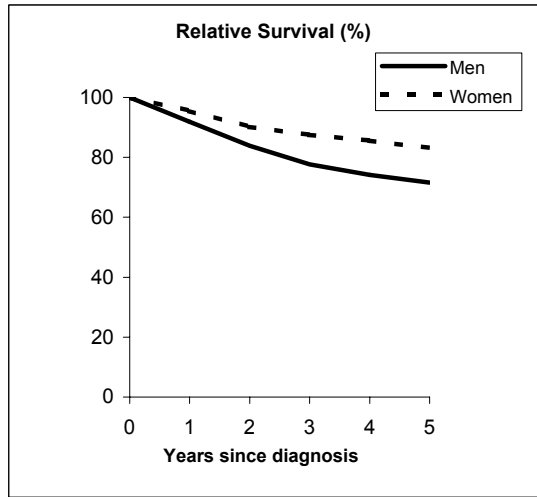
**Observed and Relative survival (%)**  
(in parenthesis 95% confidence limits of 5 years survival)

	<i>Men</i>		<i>Women</i>		<b>ALL</b>	
	<i>obs</i>	<i>rel</i>	<i>obs</i>	<i>rel</i>	<i>obs</i>	<i>rel</i>
1 year	89	91	89	92	89	92
3 years	65	70	76	83	70	77
<b>5 years</b>	<b>50</b>	<b>58</b>	<b>68</b>	<b>81</b>	<b>60</b>	<b>71</b>
95% CI	(38-63)	(43-72)	(58-77)	(68-92)	(52-68)	(61-80)

# MELANOMA (ICD-IX 172)

## Pool of Italian Registries

REGISTRY	Number of cases		
	Men	Women	Total
Torino	149	228	377
Genova	141	182	323
Varese	147	160	307
Veneto	468	598	1,066
Parma	72	67	139
Modena	124	117	241
Ferrara	49	61	110
Romagna	107	122	229
Macerata	57	65	122
Firenze-Prato	239	292	531
Umbria	85	98	183
Latina	42	38	80
Sassari	22	27	49
Ragusa	39	25	64
<b>Italy</b>	<b>1,741</b>	<b>2,080</b>	<b>3,821</b>



### Observed and relative survival (%) by sex and age classes

	15-44		45-54		55-64		65-74		75+		ALL	
	obs	rel	obs	rel	obs	rel	obs	rel	obs	rel	obs	rel
<b>Men</b>												
1 year	98	99	93	93	90	91	86	89	78	84	90	92
3 years	89	89	79	80	73	76	66	73	46	61	73	78
<b>5 years</b>	<b>84</b>	<b>85</b>	<b>72</b>	<b>74</b>	<b>67</b>	<b>72</b>	<b>51</b>	<b>60</b>	<b>33</b>	<b>54</b>	<b>64</b>	<b>72</b>
95% CI	(80-87)	(81-88)	(67-77)	(69-79)	(62-71)	(67-77)	(46-56)	(54-67)	(27-39)	(45-64)	(61-66)	(69-74)
<b>Women</b>												
1 year	98	98	97	98	96	97	94	95	82	88	94	95
3 years	94	95	90	91	88	90	77	80	60	75	83	87
<b>5 years</b>	<b>90</b>	<b>90</b>	<b>85</b>	<b>86</b>	<b>84</b>	<b>87</b>	<b>70</b>	<b>77</b>	<b>43</b>	<b>66</b>	<b>76</b>	<b>83</b>
95% CI	(87-92)	(87-92)	(81-88)	(82-90)	(80-88)	(83-90)	(65-75)	(71-82)	(38-48)	(58-73)	(74-78)	(81-85)
<b>Total</b>												
1 year	98	98	95	95	93	94	90	92	80	87	92	94
3 years	92	93	85	86	81	83	72	77	54	70	78	83
<b>5 years</b>	<b>87</b>	<b>88</b>	<b>79</b>	<b>80</b>	<b>76</b>	<b>79</b>	<b>61</b>	<b>69</b>	<b>39</b>	<b>61</b>	<b>70</b>	<b>78</b>
95% CI	(85-89)	(86-90)	(75-82)	(77-83)	(72-78)	(76-82)	(57-64)	(65-73)	(35-43)	(55-67)	(69-72)	(76-80)

### Five Years Age-adjusted Relative Survival of 1986-89 and 1990-94 incident cases

#### Men and Women

