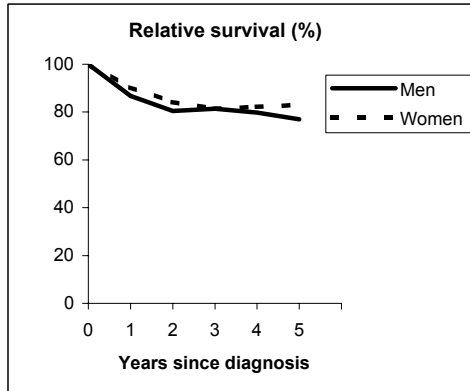


HODGKIN'S DISEASE (ICD-IX 201)

TORINO - Incident cases 1990-'94

AGE CLASSES	Men	Women
15-44	52	37
45-54	8	4
55-64	12	2
65-74	7	8
75+	5	7
ALL	84	58

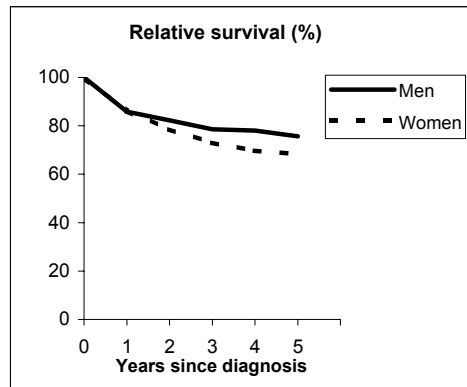


Observed and Relative survival (%)
(in parenthesis 95% confidence limits of 5 years survival)

	Men		Women		ALL	
	<i>obs</i>	<i>rel</i>	<i>obs</i>	<i>rel</i>	<i>obs</i>	<i>rel</i>
1 year	86	87	90	90	87	88
3 years	79	81	79	81	79	81
5 years	73	77	79	83	75	79
95% CI	(62-81)	(66-86)	(67-88)	(70-92)	(68-82)	(71-86)

GENOVA - Incident cases 1990-'94

AGE CLASSES	Men	Women
15-44	36	24
45-54	6	3
55-64	12	6
65-74	9	4
75+	3	10
ALL	66	47



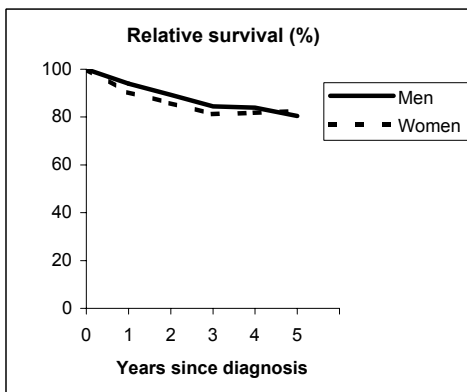
Observed and Relative survival (%)
(in parenthesis 95% confidence limits of 5 years survival)

	Men		Women		ALL	
	<i>obs</i>	<i>rel</i>	<i>obs</i>	<i>rel</i>	<i>obs</i>	<i>rel</i>
1 year	85	86	85	86	85	86
3 years	76	79	70	73	73	76
5 years	71	76	64	68	68	73
95% CI	(59-81)	(63-86)	(49-76)	(53-82)	(59-76)	(63-81)

HODGKIN'S DISEASE (ICD-IX 201)

VARESE - Incident cases 1990-'94

AGE CLASSES	Men	Women
15-44	50	41
45-54	9	3
55-64	6	6
65-74	6	5
75+	2	4
ALL	73	59

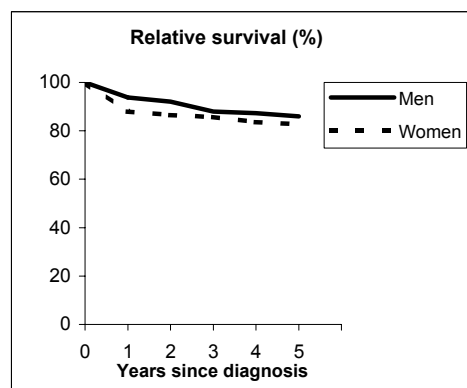


Observed and Relative survival (%)
(in parenthesis 95% confidence limits of 5 years survival)

	Men		Women		ALL	
	<i>obs</i>	<i>rel</i>	<i>obs</i>	<i>rel</i>	<i>obs</i>	<i>rel</i>
1 year	93	94	90	90	92	92
3 years	82	85	80	81	81	83
5 years	77	80	80	82	78	81
95% CI	(66-85)	(69-89)	(68-88)	(70-91)	(70-84)	(73-88)

VENETO - Incident cases 1990-'94

AGE CLASSES	Men	Women
15-44	111	92
45-54	21	15
55-64	22	16
65-74	20	12
75+	8	25
ALL	182	160



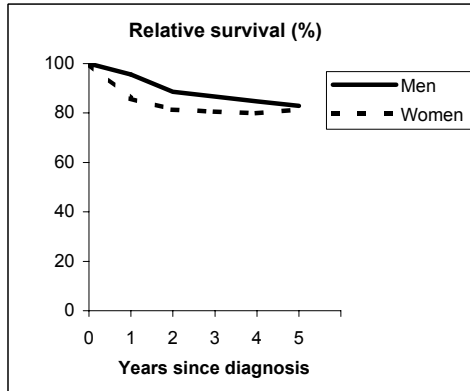
Observed and Relative survival (%)
(in parenthesis 95% confidence limits of 5 years survival)

	Men		Women		ALL	
	<i>obs</i>	<i>rel</i>	<i>obs</i>	<i>rel</i>	<i>obs</i>	<i>rel</i>
1 year	93	94	87	88	90	91
3 years	85	88	83	86	84	87
5 years	81	86	77	83	79	84
95% CI	(75-86)	(79-91)	(70-83)	(75-89)	(75-83)	(80-89)

HODGKIN'S DISEASE (ICD-IX 201)

MODENA - Incident cases 1990-'94

AGE CLASSES	Men	Women
15-44	24	27
45-54	5	7
55-64	8	5
65-74	2	4
75+	1	10
ALL	40	53

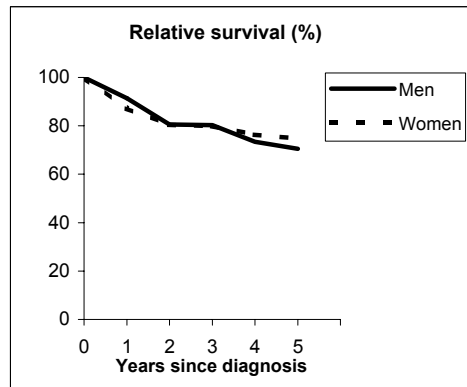


Observed and Relative survival (%)
(in parenthesis 95% confidence limits of 5 years survival)

	Men		Women		ALL	
	<i>obs</i>	<i>rel</i>	<i>obs</i>	<i>rel</i>	<i>obs</i>	<i>rel</i>
1 year	95	96	85	86	89	90
3 years	85	87	77	81	80	83
5 years	80	83	75	81	77	82
95% CI	(65-90)	(68-93)	(62-85)	(67-92)	(67-84)	(72-90)

FIRENZE-PRATO - Incident cases 1990-'94

AGE CLASSES	Men	Women
15-44	57	56
45-54	12	11
55-64	14	11
65-74	7	9
75+	5	10
ALL	95	97



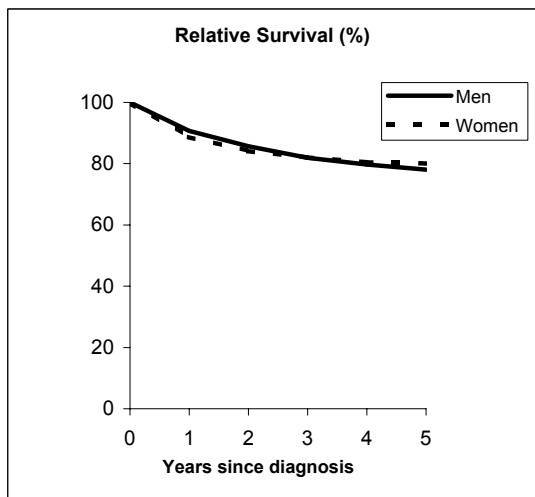
Observed and Relative survival (%)
(in parenthesis 95% confidence limits of 5 years survival)

	Men		Women		ALL	
	<i>obs</i>	<i>rel</i>	<i>obs</i>	<i>rel</i>	<i>obs</i>	<i>rel</i>
1 year	91	91	87	87	89	89
3 years	78	80	78	80	78	80
5 years	67	71	72	75	70	73
95% CI	(57-76)	(60-80)	(62-80)	(65-83)	(63-76)	(65-79)

HODGKIN'S DISEASE (ICD-IX 201)

Pool of Italian Registries

REGISTRY	Number of cases		
	Men	Women	Total
Torino	84	58	142
Genova	66	47	113
Varese	73	59	132
Veneto	182	160	342
Parma	19	27	46
Modena	40	53	93
Ferrara	27	28	55
Romagna	29	18	47
Macerata	23	22	45
Firenze-Prato	95	97	192
Umbria	33	32	65
Latina	21	28	49
Sassari	25	17	42
Ragusa	19	21	40
Italy	736	667	1,403



Observed and relative survival (%) by sex and age classes

	15-44		45-54		55-64		65-74		75+		ALL	
	obs	rel	obs	rel	obs	rel	obs	rel	obs	rel	obs	rel
Men												
1 year	97	98	93	93	82	83	73	75	42	46	90	91
3 years	90	91	84	85	64	66	56	62	26	35	79	82
5 years	87	87	77	79	55	60	46	55	19	33	74	78
95% CI	(83-90)	(84-90)	(67-85)	(69-87)	(46-64)	(49-69)	(35-57)	(42-69)	(9-36)	(16-62)	(71-77)	(75-81)
Women												
1 year	96	96	98	98	91	92	77	78	48	51	88	89
3 years	92	92	89	89	78	79	61	64	34	41	80	82
5 years	91	91	83	84	70	72	51	56	26	37	76	80
95% CI	(88-93)	(88-94)	(70-91)	(71-92)	(58-80)	(60-82)	(39-63)	(43-69)	(18-36)	(26-52)	(72-79)	(76-83)
Total												
1 year	97	97	95	95	86	87	75	77	46	49	89	90
3 years	91	91	86	87	69	71	59	63	32	40	79	82
5 years	89	89	79	81	61	65	49	56	24	36	75	79
95% CI	(86-91)	(87-91)	(72-85)	(73-87)	(54-68)	(57-72)	(40-57)	(46-65)	(17-33)	(26-49)	(72-77)	(77-81)

Five Years Age-adjusted Relative Survival of 1986-89 and 1990-94 incident cases

